

Contents

Chapter 1 Numbers 0 Through 10

| | | |
|-------------|--|----|
| Lesson 1-1 | Numbers 1 and 2 | 1 |
| Lesson 1-2 | Numbers 3 and 4 | 3 |
| Lesson 1-3 | Numbers 1 Through 5 | 5 |
| Lesson 1-4 | Numbers 0 Through 5 | 7 |
| Lesson 1-5 | Numbers 6 and 7 | 9 |
| Lesson 1-6 | Numbers 8 and 9 | 11 |
| Lesson 1-7 | Numbers 0 Through 9 | 13 |
| Lesson 1-8 | Number 10 | 15 |
| Lesson 1-9 | Counting to 10 | 17 |
| Lesson 1-10 | Counting Pennies | 19 |
| Lesson 1-11 | Comparing and Ordering Numbers | 21 |
| Lesson 1-12 | ● Problem Solving: Make and Use a Picture Graph | 23 |
| | Chapter 1 Test | 25 |
| | ● Cumulative Assessment | 26 |

Chapter 2 Addition Facts Through 10

| | | |
|-------------|--|----|
| Lesson 2-1 | Understanding Addition | 27 |
| Lesson 2-2 | Using Numbers to Add <i>It's Algebra!</i> | 29 |
| Lesson 2-3 | Sums Through 5 <i>It's Algebra!</i> | 31 |
| Lesson 2-4 | Vertical Addition | 33 |
| Lesson 2-5 | Practice Sums Through 5 <i>It's Algebra!</i> | 35 |
| Lesson 2-6 | ● Problem Solving: Draw a Picture | 37 |
| Lesson 2-7 | Sums of 6 and 7 <i>It's Algebra!</i> | 39 |
| Lesson 2-8 | Sums of 8 and 9 <i>It's Algebra!</i> | 41 |
| Lesson 2-9 | Sums of 10 <i>It's Algebra!</i> | 43 |
| Lesson 2-10 | Practice Sums Through 10 | 45 |
| Lesson 2-11 | Counting On With Pennies | 47 |
| Lesson 2-12 | Adding Three Numbers | 49 |
| | Chapter 2 Test | 51 |
| | ● Cumulative Assessment | 52 |

Chapter 3 Subtraction Facts Through 10

| | | |
|------------|--|----|
| Lesson 3-1 | Understanding Subtraction | 53 |
| Lesson 3-2 | Using Numbers to Subtract <i>It's Algebra!</i> | 55 |
| Lesson 3-3 | Subtracting All and Zero | 57 |
| Lesson 3-4 | Vertical Subtraction | 59 |
| Lesson 3-5 | Subtracting From 5 and Less | 61 |

| | | |
|-------------|--|----|
| Lesson 3-6 | Subtracting From 6 and 7 | 63 |
| Lesson 3-7 | Subtracting From 8 and 9 | 65 |
| Lesson 3-8 | Practice Subtracting | 67 |
| Lesson 3-9 | Subtracting From 10 | 69 |
| Lesson 3-10 | Subtracting Money | 71 |
| Lesson 3-11 | Practice Adding and Subtracting | 73 |
| Lesson 3-12 | ● Problem Solving: Write a Number Sentence <i>It's Algebra!</i> | 75 |
| | Chapter 3 Test | 77 |
| | ● Cumulative Assessment | 78 |

Chapter 4 Relating Addition and Subtraction

| | | |
|------------|--|----|
| Lesson 4-1 | Adding in Any Order | 79 |
| Lesson 4-2 | Related Subtraction Facts <i>It's Algebra!</i> | 81 |
| Lesson 4-3 | Relating Addition and Subtraction <i>It's Algebra!</i> | 83 |
| Lesson 4-4 | Fact Families <i>It's Algebra!</i> | 85 |
| Lesson 4-5 | Practice Adding and Subtracting | 87 |
| Lesson 4-6 | ● Problem Solving: Try, Check, and Revise | 89 |
| | Chapter 4 Test | 91 |
| | ● Cumulative Assessment | 92 |

Chapter 5 Place Value Through 200

| | | |
|-------------|--|-----|
| Lesson 5-1 | Place Value Through 19 | 93 |
| Lesson 5-2 | Numbers 10 Through 19 | 95 |
| Lesson 5-3 | Place Value Through 49 | 97 |
| Lesson 5-4 | Numbers 20 Through 49 | 99 |
| Lesson 5-5 | Numbers Through 99 | 101 |
| Lesson 5-6 | Place Value and Money | 103 |
| Lesson 5-7 | Counting Dimes and Pennies | 105 |
| Lesson 5-8 | Comparing Numbers <i>It's Algebra!</i> | 107 |
| Lesson 5-9 | Ordinal Numbers | 109 |
| Lesson 5-10 | Numbers Through 200 | 111 |
| Lesson 5-11 | ● Problem Solving: Look for a Pattern | 113 |
| | Chapter 5 Test | 115 |
| | ● Cumulative Assessment | 116 |

Chapter 6 Addition Facts Through 18

| | | |
|------------|------------------------|-----|
| Lesson 6-1 | Review Sums Through 10 | 117 |
| Lesson 6-2 | Sums of 11 and 12 | 119 |
| Lesson 6-3 | Sums of 13 and 14 | 121 |

| | | |
|-------------|---|------------|
| Lesson 6-4 | Practice Sums Through 14 | 123 |
| Lesson 6-5 | Sums of 15 and 16 | 125 |
| Lesson 6-6 | Sums of 17 and 18 | 127 |
| Lesson 6-7 | Practice Sums Through 18 | 129 |
| Lesson 6-8 | Missing Addends <i>It's Algebra!</i> | 131 |
| Lesson 6-9 | Adding Three Numbers <i>It's Algebra!</i> | 133 |
| Lesson 6-10 | • Problem Solving: Make and Use a Table <i>It's Algebra!</i> Chapter 6 Test | 135 137 |
| | • Cumulative Assessment | 138 |

Chapter 7 Subtraction Facts Through 18

| | | |
|------------|--|------------|
| Lesson 7-1 | Review Subtracting From 10 and Less | 139 |
| Lesson 7-2 | Subtracting From 11 and 12 | 141 |
| Lesson 7-3 | Subtracting From 13 and 14 | 143 |
| Lesson 7-4 | Practice Subtracting From 14 and Less | 145 |
| Lesson 7-5 | Subtracting From 15 and 16 | 147 |
| Lesson 7-6 | Subtracting From 17 and 18 | 149 |
| Lesson 7-7 | Practice Subtracting From 18 and Less | 151 |
| Lesson 7-8 | • Problem Solving: Use Data From a Picture <i>It's Algebra!</i> Chapter 7 Test | 153 155 |
| | • Cumulative Assessment | 156 |

Chapter 8 Money and Time

| | | |
|-------------|--------------------------------------|-----|
| Lesson 8-1 | Counting Nickels and Pennies | 157 |
| Lesson 8-2 | Counting Dimes, Nickels, and Pennies | 159 |
| Lesson 8-3 | Using Money | 161 |
| Lesson 8-4 | Quarters | 163 |
| Lesson 8-5 | Half-Dollars and Dollars | 165 |
| Lesson 8-6 | • Problem Solving: Act It Out | 167 |
| Lesson 8-7 | Time to the Hour | 169 |
| Lesson 8-8 | Time to the Half-Hour | 171 |
| Lesson 8-9 | Practice Telling Time | 173 |
| Lesson 8-10 | Using a Calendar | 175 |
| | Chapter 8 Test | 177 |
| | • Cumulative Assessment | 178 |

Chapter 9 Addition and Subtraction Facts Review

| | | |
|------------|-------------------------|-----|
| Lesson 9-1 | Review Facts Through 10 | 179 |
| Lesson 9-2 | Review Facts Through 10 | 181 |

| | | |
|------------|--|-----|
| Lesson 9-3 | Review Facts Through 18 | 183 |
| Lesson 9-4 | Mixed Review of Facts Through 18 | 185 |
| Lesson 9-5 | Adding and Subtracting Money | 187 |
| Lesson 9-6 | ● Problem Solving: Choose an Operation <i>It's Algebra!</i> | 189 |
| | Chapter 9 Test | 191 |
| | ● Cumulative Assessment | 192 |

Chapter 10 Addition of 2- and 1-Digit Numbers

| | | |
|-------------|--|-----|
| Lesson 10-1 | Review Place Value of Tens and Ones | 193 |
| Lesson 10-2 | Counting On to Add | 195 |
| Lesson 10-3 | Adding 2-Digit and 1-Digit Numbers | 197 |
| Lesson 10-4 | Adding With Regrouping | 199 |
| Lesson 10-5 | Practice Adding With and Without Regrouping | 201 |
| Lesson 10-6 | Adding Money | 203 |
| Lesson 10-7 | More Practice Adding With and Without Regrouping | 205 |
| Lesson 10-8 | ● Problem Solving: Use Data From a Chart | 207 |
| | Chapter 10 Test | 209 |
| | ● Cumulative Assessment | 210 |

Chapter 11 Subtraction of 2- and 1-Digit Numbers

| | | |
|-------------|--|-----|
| Lesson 11-1 | Review Place Value | 211 |
| Lesson 11-2 | Review Subtraction Facts | 213 |
| Lesson 11-3 | Subtracting Without Regrouping | 215 |
| Lesson 11-4 | Regrouping Tens for Ones | 217 |
| Lesson 11-5 | Subtracting With Regrouping | 219 |
| Lesson 11-6 | Practice Subtracting | 221 |
| Lesson 11-7 | Subtracting Money | 223 |
| Lesson 11-8 | ● Problem Solving: Choose an Operation <i>It's Algebra!</i> | 225 |
| | Chapter 11 Test | 227 |
| | ● Cumulative Assessment | 228 |

Chapter 12 Add and Subtract Two 2-Digit Numbers

| | | |
|-------------|--|-----|
| Lesson 12-1 | Review Addition With One 2-Digit Number <i>It's Algebra!</i> | 229 |
| Lesson 12-2 | Adding Tens | 231 |
| Lesson 12-3 | Adding Tens to a 2-Digit Number | 233 |
| Lesson 12-4 | Adding 2-Digit Numbers | 235 |
| Lesson 12-5 | Adding 2-Digit Numbers With Regrouping | 237 |
| Lesson 12-6 | Subtracting Tens | 239 |
| Lesson 12-7 | Subtracting Tens From a 2-Digit Number | 241 |

| | | |
|-------------|--|-----|
| Lesson 12-8 | Subtracting 2-Digit Numbers | 243 |
| Lesson 12-9 | ● Problem Solving: Too Much Information | 245 |
| | Chapter 12 Test | 247 |
| | ● Cumulative Assessment | 248 |

Chapter 13 Geometry

| | | |
|-------------|--|-----|
| Lesson 13-1 | Solid Figures | 249 |
| Lesson 13-2 | Relating Plane and Solid Figures | 251 |
| Lesson 13-3 | Triangles and Squares | 253 |
| Lesson 13-4 | Circles and Rectangles | 255 |
| Lesson 13-5 | Symmetry | 257 |
| Lesson 13-6 | ● Problem Solving: Make an Organized List | 259 |
| | Chapter 13 Test | 261 |
| | ● Cumulative Assessment | 262 |

Chapter 14 Measurement

| | | |
|--------------|--|-----|
| Lesson 14-1 | Using Nonstandard Units to Estimate and Measure | 263 |
| Lesson 14-2 | Inches and Feet | 265 |
| Lesson 14-3 | Measuring in Inches | 267 |
| Lesson 14-4 | Centimeters | 269 |
| Lesson 14-5 | Cups, Pints, and Quarts | 271 |
| Lesson 14-6 | Liters | 273 |
| Lesson 14-7 | Pounds | 275 |
| Lesson 14-8 | Grams and Kilograms | 277 |
| Lesson 14-9 | Temperature | 279 |
| Lesson 14-10 | ● Problem Solving: Use Logical Reasoning <i>It's Algebra!</i> | 281 |
| | Chapter 14 Test | 283 |
| | ● Cumulative Assessment | 284 |

Chapter 15 Fractions and Graphing

| | | |
|-------------|--|-----|
| Lesson 15-1 | Equal Parts and One-Half | 285 |
| Lesson 15-2 | One-Third and One-Fourth | 287 |
| Lesson 15-3 | Recognizing Fractions | 289 |
| Lesson 15-4 | Fractions of a Set | 291 |
| Lesson 15-5 | ● Problem Solving: Make a Bar Graph | 293 |
| Lesson 15-6 | ● Problem Solving: Use a Bar Graph | 295 |
| | Chapter 15 Test | 297 |
| | ● Cumulative Assessment | 298 |

Numbers 0 Through 10

Lesson I-I

Circle the number.

1

one



1 2

2

two



1 2

3



1 2

4



1 2

5



1 2

6



1 2

7



1 2

8




1 2

Write the number.

1



2




3



4



5



6





three

3 4



four

3 4

Circle the number.

1



3 4

2



3 4

3



3 4

4



1 2

5



3 4

6



3 4

7



1 2 3

8



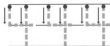
2 3 4

Write the number.

1



2



3



4



5



6

