

# Adventures in Phonics

Second Edition

Level



Florence  
Lindstrom

Copyright © 2013, 1996 by Christian Liberty Press

All rights reserved. No part of this workbook may be reproduced or transmitted in any form or by any means, electronic or mechanical, without written permission from the publisher.

Copyright © 2013 Christian Liberty Press

A publication of

***Christian Liberty Press***

502 West Euclid Avenue

Arlington Heights, Illinois 60004

[www.christianlibertypress.com](http://www.christianlibertypress.com)

[www.shopchristianliberty.com](http://www.shopchristianliberty.com)

Written by Florence M. Lindstrom

Layout and editing by Edward J. Shewan

Copyediting by Diane C. Olson

Cover design by Bob Fine

ISBN 978-1-935796-33-6

Printed in the United States of America

# Table of Contents

Introduction .....	v
Short Vowels Sounds .....	1
Consonants .....	6
Review of Short Vowels .....	27
Short Vowel Words .....	28
Consonant Blends .....	33
Double Consonant Endings .....	34
Consonant Endings .....	35
Review Lesson .....	37
Consonant Digraphs .....	38
Long Vowel Sounds .....	40
Long and Short Vowel Words .....	50
Long Vowel Words .....	54
Diphthongs .....	56
Vowel Digraphs .....	60
Modified Vowels .....	62
The Sound of ô .....	68
Review .....	70
Soft Sounds of c and g .....	74
Silent Consonants .....	76
Vowel Digraphs .....	78
Compound Words .....	80
Review of Short Vowel Words .....	82
Review of Long Vowel Words .....	94
Review of Vowel Digraph Words .....	103
Review of Diphthong Words .....	106
Review of Modified Vowel Words .....	110
Review of ô Words .....	118
Review of Soft Sounds of c and g .....	120
Review of Consonant Digraph Words .....	122
Review of Words with Silent Letters .....	124
Words with Consonant Digraphs ng and nk .....	126

Review of Vowel Digraphs.....	127
The Schwa Sound of a.....	128
Using a and an.....	129
Words Ending with the Vowel y.....	130
Plural Words Ending with y.....	132
Plural of Words Ending in s, x, z, ch, and sh.....	134
Suffixes.....	135
Review of Suffixes.....	143
Words Ending with y.....	146
Review of Words with Suffixes.....	148
Prefixes.....	150
Suffix and Prefix Review.....	153
Rules for Dividing Words.....	154
Review of Prefixes.....	156
Accented Syllables.....	158
Schwa Sound Words.....	159
Review of Sounds of a Words.....	164
Words Ending with Silent e.....	165
Review of Long Vowel i and o Words.....	166
Review of Modified Vowel Sounds.....	167
Review: Three Sounds of Vowel Digraph ea.....	169
Words Ending with Long e and o.....	170
Vowels ie Make the Long e Sound.....	171
Review of ô Words.....	172
Review Lesson of ew Words.....	176
Review Lesson of âr Words.....	177
Review Lesson of Soft c words.....	178
Rule Five for Dividing Words.....	180
Review of Five Rules for Dividing Words.....	181
Rules Six and Seven for Dividing Words.....	182
igh Usually Has the Long Vowel a Sound.....	184
Review of Consonant Digraphs kn and wr.....	185
Review Lesson of Soft g Words.....	186

Making Plural Words Ending in f or fe.....	187
The Apostrophe for Possession.....	188
Syllables—Rules Six and Seven.....	189
The Apostrophe with Contractions.....	190
The Sound of z Made by s.....	191
More Plural Forms of Words.....	192
Review of Plural Words.....	193
Rules Eight and Nine for Dividing Words.....	194
Final Review of Rules for Dividing Words.....	196
Synonyms.....	198
Antonyms.....	200
Review of Synonyms and Antonyms.....	202
Homonyms.....	203
Three Sounds of Consonant Digraph ch.....	204
Consonant Digraphs gh and ph (f sound).....	205
Words Ending with tion and sion.....	206
Review of Words with Sounds of o.....	208
Review of the Apostrophe.....	209
Synonyms, Antonyms, and Homonyms.....	210
Words with Short Vowel Sound of u.....	211
Words in Alphabetical Order.....	212
Phonics Charts.....	215
Alphabet Charts.....	229

# Introduction

The importance of being able to read cannot be overstated. It gives our minds access to important knowledge—the greatest being God’s Holy Word. Surely it is such a blessing to gain understanding through listening and speaking. But how wonderful it is to know how to read and write as thoughts and friendships are shared.

Each loving and caring teacher knows the joy of seeing a student, after many diligent hours of study, suddenly realize that he understands how to read. It is as if a light turned on. The student knows he can do something that is most valuable to him. To this end, the *Adventures in Phonics* program seeks to open a new world of understanding to the student.

The phonics lessons contained in this workbook have been successfully used in the Christian Liberty Academy day school for over fifteen years. In addition, the *Adventures in Phonics* program has been field tested over a period of several years with numerous home school families who have found the pages to be very helpful. Much of the material has been developed with the help of many ideas obtained over the past thirty years from teachers and other resources.

The general plan of this workbook includes the introduction of phonetic principles in a logical sequence, along with a consistent dose of drill and repetition to insure comprehension. Students are often directed to demonstrate their comprehension of lesson material by way of written exercises. Ideally, students should be encouraged to complete most of these exercises by themselves. However, some students may become unnecessarily frustrated with the quantity of written work that appears throughout the workbook. Therefore, instructors may allow their students to complete some of the workbook lessons orally; however, students in CLASS must complete all workbook lessons. Instructors are encouraged to be sensitive to the individual capabilities of each of their students, especially in the area of handwriting development.

This book is only possible because of God’s gracious goodness in direction and strength. His faithfulness has granted perseverance and guidance. From the beginning to the end of our life of learning, line upon line and precept upon precept, may we always be conscious of the fact and thankful that it is God who has fearfully and wonderfully made us. May each of us show our love and gratitude to Him as we constantly seek to be lovingly obedient. He alone deserves the praise.

*Florence M. Lindstrom*  
*Arlington Heights, Illinois*

# Short Vowel Sound E e

The short sound of E e is found in many words that you say and hear each day.  
Notice that this short vowel sound is usually heard at the beginning or middle of the words.



✓ Say the short sound of E e (as in **egg**) as you circle and print the vowel.

E t r e E w e b E e

e E e E e s E s e E



✓ Many of these words begin with the short sound of e. If a word begins with an e, underline the e and circle that word.  
Listen as your teacher reads them to you.

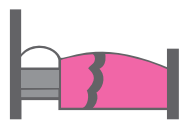
egg ant engine edge Ted Ethel elder

Ed Emily dog elbow fast exit empty

✓ Carefully print the missing e in these words, and say the words. Do you hear the sound of e?



t \_ n



b \_ d




j \_ t



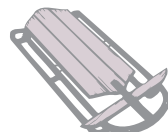
p \_ n



m \_ n



\_ gg



s \_ d



v \_ st



p \_ t



w \_ ll



h \_ n



w \_ b



n \_ st



t \_ nt




n \_ t

# Short Vowel Sound I i

The short sound of **I i** is found in many words that you say and hear each day.  
Notice that this short vowel sound is usually heard at the beginning or middle of the words.

✓ Say the short sound of **I i** (as in **insects**) as you circle and print the vowel.



i g i t i l e i i a

i i s l i a i l s i




✓ Many of these words begin with the short sound of **i**. If a word begins with an **i**, underline the **i** and circle that word. Listen as your teacher reads them to you.

into under image did include add cat

inside apple inland ant itch Italy in

✓ Carefully print the missing **i** in these words, and say the words. Do you hear the sound of **i**?



p \_ n



b \_ b



s \_ t



m \_ x



p \_ g



w \_ g



s \_ x



g \_ f t



h \_ l l



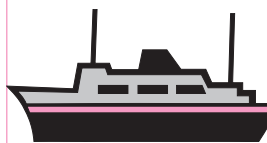
m \_ l k



l \_ d



d \_ g



sh \_ p



f \_ st


















l \_ ps



# Diphthongs ou and ow

A diphthong is **two** vowel sounds in **one** syllable. The diphthong **ou** makes the sound that is heard in **house**. Another diphthong that makes this sound is **ow**, which is used at the end of words as in **cow**, or when words with diphthongs end with **l** as in **owl** or **n** as in **crown**.

✓ Underline the vowels that make the **ou** sound as you read these words with diphthongs. Circle the correct word that names the picture next to each list, and write it on the line below.

<u>how</u> <u>now</u> <u>cow</u> 	owl wow pow 	growl crowd vowels 	town down frown 	house proud mouse 
crown brown gown 	tower flower power 	bound found round 	sound hound pound 	count ounce cloud 
allow clown plow 	out shout snout 	mound blouse ground 	ouch couch pouch 	south scout mouth 

✓ Choose the words with diphthongs **ou** or **ow** from the box at the right to complete these sentences. Print the correct words in the blanks.

- Dry the hound with a brown \_\_\_\_\_.
- The trail up the \_\_\_\_\_ is steep.
- Jed has about a \_\_\_\_\_ stamps.
- A bell has a \_\_\_\_\_ sound.



thousand

loud






towel

mountain

# Diphthongs ou and ow

A diphthong is **two** vowel sounds in **one** syllable. The diphthong **ou** makes the sound that is heard in **house**. Another diphthong that makes this sound is **ow**, which is used at the end of words as in **cow**, or when words end with **l** as in **owl** or **n** as in **crown**.

✓ Underline the vowels that make the **ou** sound as you read these words with diphthongs. Circle the correct word that names the picture next to each list, and write it on the line below.


<u>sound</u> <u>scout</u> <u>pout</u> 	sprout out doubt 	hour our flour 	crowd amount towel 	fowl growl tower 
_____	_____	_____	_____	_____

✓ Choose the words with the diphthongs **ou** or **ow** from the box at the right to complete these sentences. Print the correct words in the blanks.

- The brown hound slept on the \_\_\_\_\_.
  - A pig can sniff a sprout with its \_\_\_\_\_.
  - An owl can act like a wise \_\_\_\_\_.
  - Mother got mad at a mouse in the \_\_\_\_\_.
- snout  
house  
fowl  
ground

✓ Complete the words by adding the diphthongs. See how quickly you can read the words.











ow		ou	
b _____	d _____ n _____	th sand	s th
h _____	fl er	m ntain	ch
n _____	cr d	am nt	c nt
pl _____	ch der	bl se	ab t



# Diphthongs oi and oy

A diphthong is **two** vowel sounds in **one** syllable. The diphthong **oi** makes the sound that is heard in **noise**. Another diphthong that makes this sound is **oy**, which is used at the end of words or syllables as in **boy** or **royal**.

✓ Underline the vowels **oi** and **oy** as you read these words with diphthongs. Circle the correct word that names the picture next to each list, and write it on the line below.

<u>oil</u> toil spoil 	Roy toy joy 	join void coin 	soil moist hoist 	avoid voice joints 
coil foil broil 	enjoy boy joys 	royal foil loyal 	Floyd Lloyd boil 	boil point joyful 

✓ Choose the words with the diphthongs **oi** or **oy** from the box at the right to complete these sentences. Print the correct words in the blanks.

1. Mother will fold \_\_\_\_\_ around Joy's cupcake.

2. It will help to keep it fresh and \_\_\_\_\_.

3. Our class \_\_\_\_\_ it when Roy sings.

4. His \_\_\_\_\_ sounds loud and clear.

5. Floyd helps his father dig a hole in the \_\_\_\_\_.

6. He will \_\_\_\_\_ a flag on a post in the hole.

moist

soil

enjoys

foil

voice

hoist



# Diphthongs oi and oy

A diphthong is **two** vowel sounds in **one** syllable. The diphthong **oi** makes the sound that is heard in **noise**. Another diphthong that makes this sound is **oy**, which is used at the end of words or syllables as in **boy** or **royal**.

✓ Remember the rule above as you print the correct diphthong in the blanks below.

b \_ \_ \_ l

sp \_ \_ \_ l

b \_ \_ \_ d

av \_ \_ \_ d

p \_ \_ \_ nt

t \_ \_ \_ \_

n \_ \_ \_ se

j \_ \_ \_ nt

m \_ \_ \_ st

br \_ \_ \_ l

j \_ \_ \_ \_

s \_ \_ \_ \_

✓ Choose the correct words from the box at the left and print them in the blanks under their pictures.

poison

cowboy

joints

noise



✓ Choose the correct words that complete the following sentences. Print the words in the blanks below.

cowboy

join

poison

joints

enjoy

joyful

noise

broils

1. Joy hears the loud \_\_\_\_\_ Roy makes with his horn.

2. Both of them will \_\_\_\_\_ the club.

3. Can you see the \_\_\_\_\_ lead the cows?

4. God made our hands with lots of \_\_\_\_\_.

5. We feel \_\_\_\_\_ as we sing about God.



# Review: Modified Vowels ear Sound

The letters **ear** can make three different sounds as in **ear**, **earth**, and **peâr**.

✓ Make the correct vowel sound **marks** in the following words: **ear**, **earth**, and **peâr**.

dēar	clear	hear	year	gear
ēarn	pearl	learn	search	heard
peâr	bear	wears	tearing	wearing

✓ Choose the **ear** words from the box at the right to complete the following sentences. Print the correct words in the blanks below.



1. Tim \_\_\_\_\_ his coat during the winter every year.

2. Anne will \_\_\_\_\_ for her pencil near her desk.

3. Phil is thankful he has good \_\_\_\_\_ so he can \_\_\_\_\_.

4. From the Bible we \_\_\_\_\_ that God created the heavens and the \_\_\_\_\_.



5. Jeff wakes up \_\_\_\_\_ in the morning for his paper route so that he can \_\_\_\_\_ some money.

ears

search

hear

wears

early

earth

learn

earn

✓ How do you make these words ending with **s**, **x**, **z**, **ch**, and **sh** to be plural? Divide them.

wash	<u>wash-es</u>	branch	_____	waltz	_____
brush	_____	tax	_____	patch	_____
buzz	_____	march	_____	quiz	_____
box	_____	bush	_____	cross	_____

# Review: Three Sounds of Digraph ea

Letters **ea** make three different sounds: **ea** = ē as in **ē**ach, **ea** = ā as in gr**ea**t, and **ea** = ě as in br**ea**d.

✓ Make the correct vowel sound **marks** over the **ea** in the following words as in **ē**ach, gr**ea**t, and br**ea**d.

t**ea**se

peanut

weapon

greater

peas

h**ea**d

leather

deaf

bean

squeal

st**ea**k

bleach

flea

leaf

breath

heaven

speak

teach

preach

health

feather

breaking

beak

beach

break

✓ Use the words in the box at the right to complete the following sentences.

1. We say "\_\_\_\_\_" and "thank you" to be polite.

2. The bread will rise because it has \_\_\_\_\_ in it.

3. A piano is too \_\_\_\_\_ for one person to move.

4. The Bible, God's Word, is a great \_\_\_\_\_.

5. The cows graze in the \_\_\_\_\_ and get

water from a \_\_\_\_\_.

heavy

meadow

treasure

stream

please

yeast



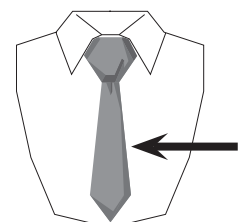
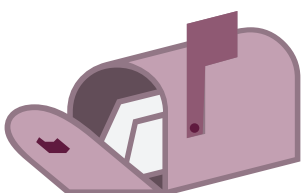
✓ Where do these words belong?

fishbowl

necktie

snowman

mailbox





## Rule Six For Dividing Words

**RULE SIX:** When a **single** consonant comes between **two** vowels, the word is usually divided after the consonant if the first vowel sound is **short** as in **cab' in**, **heav' en**, and **shad' ow**.

✓ Divide these words into syllables and print the words under the pictures. If the vowel has a **short** sound, a consonant stays with it.


cam-el

cab-in

wag-on

seven

robin



✓ Divide these words into syllables. Listen for a short vowel. Do not divide consonant digraphs **th**.

liz-ard

rad-ish

trav-el

ped-al

heav-y

metal

heaven

visit

mel-on

fin-ish

level

model

Do you remember learning about words ending with **le**? You have already learned how to divide them. **RULE 10 a:** When a word ends in **le**, the consonant just before the **le** is usually part of the last syllable as in **bu' gle** and **cat' tle**. Divide these words into syllables and print them under the correct pictures.




ap-ple

tumble

turtle

bottle

people



**RULE 10 b:** Words ending with **ckle** are divided after the **ck**, making **le** the last syllable as in **pick' le**. Divide these words into syllables as you print them on the lines provided.

tickle

tick-le

trickle

speckle

buckle






freckle

crackle

# Rule Seven For Dividing Words

When a **single** consonant comes between **two** vowels, the word is usually divided before the consonant if the first vowel sound is **long** as in **mu' sic**, **ze' bra**, **co' zy**, and **tu' lip**.

✓ Divide these words into syllables. Divide right after the vowels that make the long vowel sound.

dai - sy	lady	paper	student	tiger
				

✓ Divide these words into syllables. Listen for a long vowel.

la - zy	legal	David	police	locate
co - zy	odor	moment	climate	zebra
la - bel	protect	pupil	spider	music
ba - sin	lady	rider	cable	tulip
si - lent	nature	pilot	secret	hotel

✓ Do you remember that the suffix **-er** modifies or changes a word? The **-er** has the **schwa** plus **r** sound. Take off the **s** or **es** from the underlined word and add the suffix **-er** as you print what each person does.

1. A person who paints is a painter.
2. A person who itches is a \_\_\_\_\_.
3. A person who teaches is a \_\_\_\_\_.
4. A person who preaches is a \_\_\_\_\_.
5. A person who sings is a \_\_\_\_\_.
6. A person who farms is a \_\_\_\_\_.





# Three Sounds of Digraph ch

The digraph **ch** can make three sounds: **ch** as in **chair**, **k** as in **Christ**, and **sh** as in **chef**.

✓ Print the underlined **ch** words in the correct columns below: **ch** for the sound as in **check**, **k** for the sound as in **choir**, and **sh** for the sound as in **chef**.

1. The choir sang in church.
2. They sang praises to Christ.
3. The orchestra also played.
4. Cheryl has a new Bible.

5. The chef is a good cook.
6. The chiffon pie is sweet.
7. Timothy sat in a chair.
8. Ed likes chocolate ice cream.



ch	k	sh

✓ Choose the correct **ch** words from the list below to complete the following sentences.

chrysalis

Christian

champion

parachute

1. Stephen was the first \_\_\_\_\_ to be killed for his faith.
2. He was a \_\_\_\_\_ of the Christian faith.
3. The hard pupa of a butterfly is called a \_\_\_\_\_.
4. Would you be brave enough to jump with a \_\_\_\_\_?



✓ Correctly add the suffix **-ed** to these words. Think of the sound **-ed** makes and print it in the column.

tap tapped t

pad \_\_\_\_\_

dip \_\_\_\_\_

sob \_\_\_\_\_






pat \_\_\_\_\_

rub \_\_\_\_\_

# Digraphs gh and ph

The digraphs **gh** and **ph** can make the sound of f as in **digraph**, **phrase**, **laugh**, and **tough**.


✓ Print the **gh** and **ph** words under their correct pictures.

telephone	cough	photo	dolphin	elephant
				

Review the following digraphs: **ch**, **sh**, **th**, **wh**, **kn**, **gn**, **wr**, **ph**, **gh**, and **ck**.

✓ Circle the **digraphs** in these words. Use the underlined words to complete the sentences below.

<u>Ch</u> rist	parachute	which	knock	chef
rou <u>gh</u>	<u>tele</u> phone	<u>Shep</u> herd	<u>choco</u> late	<u>Phi</u> lip
birth <u>da</u> y	thick	sign	church	champion
<u>Phy</u> llis	<u>toget</u> her	<u>choru</u> s	<u>thermo</u> meter	whisper
tough	brother	sheep	knowledge	laugh

- The Lord is the \_\_\_\_\_ of His people. 
- The girls' \_\_\_\_\_ sang about the birth of \_\_\_\_\_.
- Mom used a \_\_\_\_\_ to see if I had a fever.
- Grandpa called the twins \_\_\_\_\_ and \_\_\_\_\_.
- They like to talk \_\_\_\_\_ on the \_\_\_\_\_.
- The twins each got a big \_\_\_\_\_ candy bar.

# The Alphabet

Here is a chart to help you study how to properly write the letters and numbers.

