

*Studying God's Word Series*

# *The Life of the Messiah*

From the Gospels



**A N S W E R   K E Y**

Christian Liberty Press

Arlington Heights, Illinois

19761 5/25

Bible stories adapted from *Studying God's Word Book G:*  
*A Chronological Study on the Message and Ministry of the Lord Jesus Christ*  
by Darrel A. Trulson  
Published by Christian Liberty Press. Copyright © 1991

*The Life of the Messiah: From the Gospels, Answer Key*  
Copyright © 2025 Christian Liberty Press

All rights reserved. No part of this answer key may be reproduced or transmitted in any form or by any means, electronic or mechanical, without written permission from the publisher.



A publication of  
***Christian Liberty Press***  
502 West Euclid Avenue  
Arlington Heights, Illinois 60004  
[www.christianlibertypress.com](http://www.christianlibertypress.com)

**Authors:** Darrel A. Trulson and John Benz  
**Layout and editing:** Edward J. Shewan  
**Copyediting:** Diane C. Olson  
**Cover image:** David Miles

ISBN 978-1-629821-89-4 (print)

Printed in the United States of America

# Contents

Introduction ..... v

UNIT 1 Birth and Early Ministry of Christ ..... 1

Lessons 1–9 ..... 1–6

UNIT 2 Kingdom Living ..... 7

Lessons 10–18 ..... 7–12

UNIT 3 The Message of Christ ..... 13

Lessons 19–27 ..... 13–18

UNIT 4 Final Days of Christ's Ministry ..... 19

Lessons 28–36 ..... 19–24

# Introduction

The *Studying God's Word Series* is designed to have the student encounter the biblical text firsthand. Many students grow up hearing Bible stories in Sunday school or from their parents or even from similar homeschooling curricula. The work that these people and programs do for children is very valuable for their growth and maturity. The goal of this curriculum is to go beyond the stories of the Bible and to have students read the Bible itself.

The New King James Version (NKJV) is the translation used for this course. We chose this version because the King James Version of the Bible is the most widely used English translation, and the New King James Version of the Bible is a little easier for students to read. While it is possible to complete this curriculum using other translations of the Bible, the questions in the workbook use the language and phrases of the NKJV. As a result, it may be difficult at times to find the answers to these questions without using the NKJV.

This course is divided into four units, covering nine weeks per unit. Each week includes the following elements:

- ❑ Day 1 has a lesson for students to read, followed by questions about the lesson.
- ❑ Day 2 has students read a continuation of the lesson or the Bible passage for the week, followed by questions over the reading.
- ❑ Day 3 is designed for students to complete an activity (such as a word search puzzle, crossword puzzle, scrambled words puzzle, the decoding of a Bible verse, or some other activity, depending on the week), and to answer a few thought questions. The last day of each quarter provides reviews for the unit tests.
- ❑ Day 4 includes an exercise (such as reading a Bible passage and answering questions, covering background material on a book of the Bible, answering review questions on previous lessons, doing a map study, or completing some other exercise, depending on the week).
- ❑ Day 5 is set aside for students to review the week's material and take a ten-question quiz. A unit test is given at the end of each quarter. Many of the questions on the quizzes are designed to bring out some of the important points in the biblical text.

This answer key is provided to help parents and teachers with the general instruction of the book. It should never be used for copying answers directly, but rather as a tool to check the student's responses. It is strongly recommended that this answer key be kept in a separate place, away from the study book. During a typical school year, classes can be scheduled to complete one lesson for each week of study. There are thirty-six lessons in this course. Therefore, the course should be finished in thirty-six weeks.

---

## Why Is Bible Instruction Necessary?

Teaching children about the Bible is unlike any other course of study. History, science, and math all fall short in comparison to the Bible and the truths it contains. Teaching Scripture is much more than presenting facts and figures and telling stories. The things a child learns concerning the Bible are important for guiding him through the power of the Holy Spirit in the decisions he makes during the rest of his life. The key to teaching Scripture is to help the child make applications to his life.

There is nothing quite so distressing than to see a person who knows a lot about the Bible, but who has failed to make it relevant in his life. The student may know the facts and lessons of the Bible, and have them stored away in his brain, but not have allowed the principles and applications to filter down and make a change in his or her heart. Churches, Bible schools, and seminaries do a good job presenting the details of God's Word, but they often fail to help the student grow spiritually from what he has learned. This is where the important responsibility of being

both a parent and a teacher lies. There is a balance between head knowledge and heart understanding surrounding God's Word. Head knowledge by itself has no redeeming spiritual value. Heart understanding without the proper knowledge concerning Scripture ends up being misguided and/or improperly focused. Without the proper biblical knowledge, a person has the tendency to become overly emotional and weak in his faith. James 1:6 paints a graphic picture of a person who doubts the truth of God's Word. He is likened to the surf of the sea, driven and tossed by the wind. This instability is due to the lack of wisdom from God's Word to guide and direct his thoughts and actions. As a teacher, you need to present the facts and truths about the Bible as a strong foundation. As a parent, you must help your children make the proper applications to their lives in order to grow and develop spiritually and to build upon this foundation.

Who is the person that is ultimately responsible for the spiritual instruction of his children? The Bible clearly teaches that this should be the father (Ephesians 5:23, 6:4). Since the father is the head of the family, he is the person who should teach and direct his children's spiritual lives. Most home schools are structured in a way that has Mom busy around the house, teaching the children in the morning and afternoon, while Dad is away at work. This is fine as long as Dad takes an active role in the biblical education of his children when he is with them. Regardless of how you have divided the tasks of educating your family, the father has the responsibility of teaching the Bible to his children. Naturally, not all situations will lend themselves to this application, but as much as is humanly possible, you should make arrangements to have Dad teach this and all Bible courses to his family.

As fathers, we often forget (or at least neglect) the important role that we play in the development of the lives of our children. Do our sons and daughters learn more about our character by watching our actions and reactions during a football game, or when we are holding them and telling them about the wonderful life of Moses? Hopefully, in both cases, our children see an example of godliness after which they can pattern their own lives. None of us lives in a spiritual vacuum, where all of life's problems are solved by a quick prayer and a slap on the back. Our children are not expecting perfection when they see our character. Rather, they desire to see how we get along in the real world, and how we come up with answers to life's difficult challenges.

We cannot expect our children to learn these things if all we do is spend ten minutes with them at the supper table before spending hours on electronic media. As fathers, we need to make the sacrifice in our time schedule to teach them from God's Word. I often think about the relationship I had with my dad. Many of the good memories I have came when the two of us were alone spending time together. Whether we were fishing, driving someplace in the car, or simply working around the house, he made me feel like more than just a little child. He made me feel like I was his best friend. When the day was through and it was time to go to bed, Dad was there to tuck me in and kiss me good night. My only wish was that tomorrow could be just like today. Still, somehow I knew it would not, but in a way it did not really matter because the memories of the day would last forever. Now these should be the types of memories that we want to leave with our own children. We will, if we spend time with them to teach them God's Word and let them get to know us as a person.

The responsibility to teach our children is a great one and should not be taken lightly. No matter what the subject is or who the teacher may be, the role of teaching demands discipline and perseverance. James 3:1 admonishes us not to become teachers because we will receive a stricter judgment from God. We are not to seek after the position of being a teacher unless we are called directly by the Lord to that endeavor. God, by virtue of the fact that He has blessed us with children, has called us to teach them. He has given us the grace to instruct them in the paths of righteousness. As parents, we are teachers, whether we like it or not. Therefore, we must be willing to accept the fact that God has given us our children to raise and nurture.

Our responsibility, then, is to shape and mold the moral character and spiritual lives of our children. This is an endeavor that cannot be overstated. Before teaching each lesson, be sure you prepare both your heart and mind in accordance with God's Word. Read the background text and go over each story being taught so you can understand what is happening. Then think of applications that you can make from your life in order to share them with your children as part of the thought questions and spiritual instruction of the lesson. You may also desire to do some background research into each section by consulting a Bible dictionary, handbook, commentary, or encyclopedia. This way, you can add important details and experiences from your life to make the lesson more meaningful to your children.

Teaching your children the Bible and raising them in goodness and truth brings with it tremendous blessings. There is nothing more satisfying or fulfilling than to see your children demonstrating the fruit of the Spirit (Galatians 5:22–23). “The father of the righteous will greatly rejoice, and he who begets a wise child will delight in him” (Proverbs 23:24). “Behold, children are a heritage from the LORD, the fruit of the womb is a reward. Like arrows in the hand of a warrior, so are the children of one’s youth” (Psalm 127:3–4). Children, especially many children, are one of the greatest blessings that God can give to a husband and wife. Whether or not you continue with home education for your children is not the major issue. The issue is that, starting now, you spend time each day teaching your children the important principles of God’s Word.

---

## Methods of Instruction

The *Studying God’s Word* series presents several different methods of instruction to communicate the message of God’s Word to your student. Listed below are some helpful hints and suggestions to help you teach and present this book more effectively.

### I. Memorization

We strongly encourage your student to memorize the memory verse for each week in order that he might know as much Scripture as possible. The command to memorize God’s Word is evident throughout the Bible; Psalm 119:11 and Joshua 1:8 are just a couple of examples. We believe that it is the responsibility of the parents to ensure that their student is memorizing God’s Word. Oftentimes, families have outside church and Bible-related activities that require Bible memorization. It is in cases such as these that additional memory work could become burdensome and unnecessary, so you may decide how much your student should learn.

You may ask, “How many verses should my student memorize?” A good rule of thumb to use is one verse each week. This does not merely apply to children. Every Christian should be in the habit of putting to heart at least one new verse every week of his life. It is also a good idea to memorize large passages of Scripture rather than single verses. This helps to achieve the proper understanding and interpretation of the complete text. For example, using the one-verse-a-week pattern, anyone could memorize the entire book of Philippians within two years.

To assist a child in memorization, several methods may be employed. First, the student should read the verse several times to get the feel for the language and flow of words. Then you should write the words of the verse on a chalkboard and erase a few words at a time as the student repeats the verse over and over. The words can also be sung and learned as the lyrics of a favorite old hymn or song. Simply replace the correct words with those of the memory verse and begin singing.

In case your student has a tendency to forget, the three “R’s” to memorization are *repeat*, *remind*, and *rehearse*. Repeat the verse several times in order to learn it. Remind the student of the meaning and significance of the verse. This will encourage the proper application of the verse to his life. Then rehearse the verse a couple of times a day for several weeks. It has been said that a verse, rehearsed every day for one month, will never be forgotten.

### II. Background Text

This is the main body of Scripture that the lesson accompanies. The student should read this out loud or take turns reading with the instructor or other students. Reading aloud is important for the student’s reading skills and ability to communicate. It also helps the student to pay attention to the text and understand the meaning of the passage.

Another aid to reading the Bible is to have the student change the tone of his voice and imitate the voices of the characters as he reads. For example, while reading about the experiences of the Hebrews in captivity, the student can use different voices for Moses, Aaron, Pharaoh, God, and other characters. If more than one student is involved, each could take the voice and actions of a character and “play out” the events of the lesson.

### III. Questions

The objective of the lesson questions and review questions is for the student to study the Bible and review what he has learned. Please encourage your student to go back in the book and look up the answers he does not remember.



## IV. Thought Questions

The thought questions are designed to give the reader the opportunity to apply the principles of the lesson to his life. This is a very important part of this book and should not be overlooked by either the student or the teacher. We have already established the necessity of applying God's Word to our lives. The thought questions should be answered honestly and with openness to the Holy Spirit's leading to help make this application.

The thought questions are intended to be difficult and challenging. There may be times when they will not directly apply to your student, or you may find some questions not appropriate. In these instances, your student should fill in the blank space by saying, "Does not apply to me." If the student feels more comfortable, he may answer the thought questions orally instead of writing his responses in the book. The purpose of the thought questions is not to embarrass anyone, but to encourage the reader to think about the truths of God's Word and apply them directly to his life.

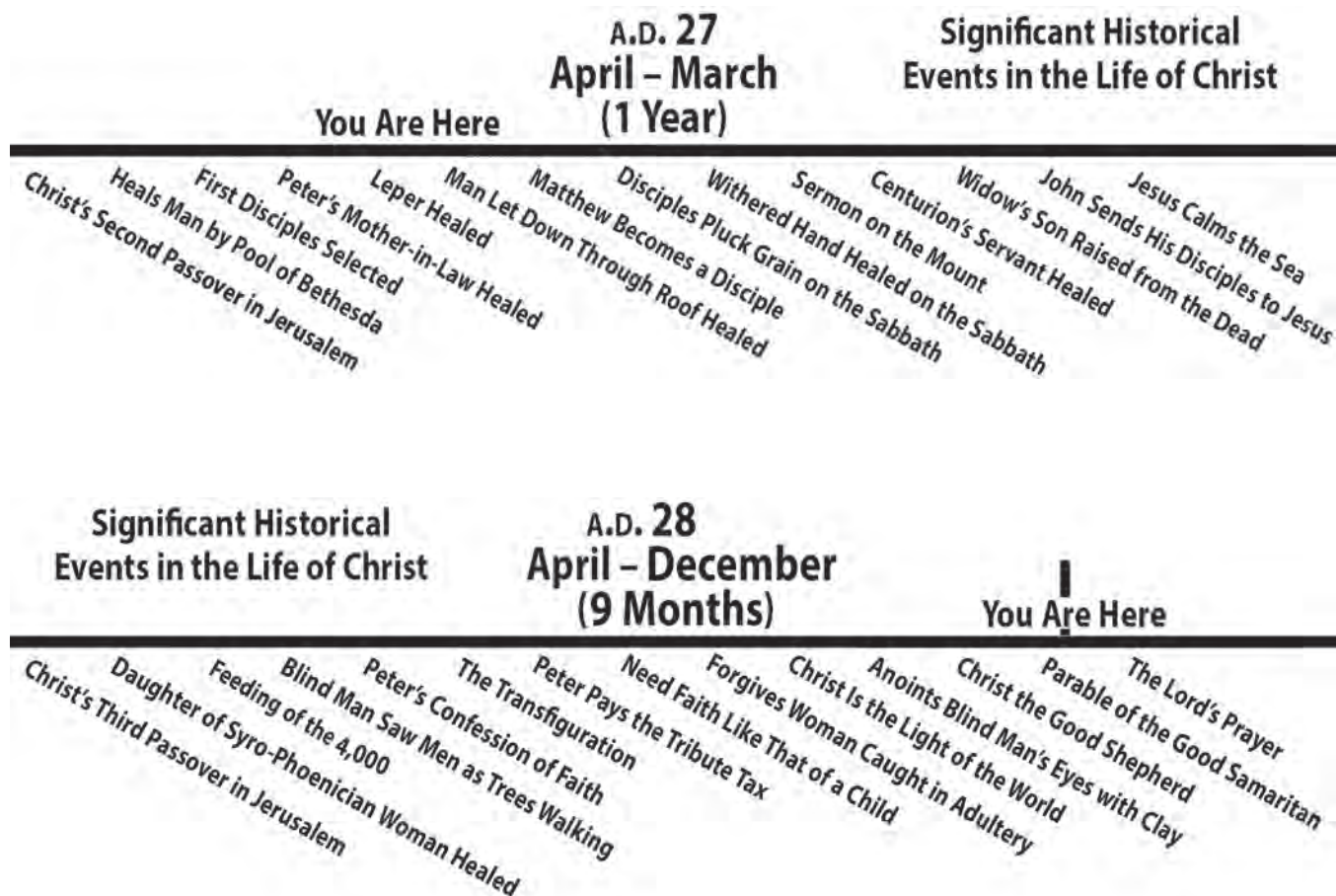
## V. Weekly Quizzes and Unit Tests

The weekly quizzes cover the material presented in the workbook and the weekly Bible passages. Teachers should help their students review before giving the quizzes. The purpose of these quizzes is to help the parents judge how much the student has learned. If, as a result of your student's taking the quiz, you discover areas of weakness, please review those areas with your student so he can master that section. The unit tests are given each quarter to evaluate your student's overall comprehension of each unit.

## VI. Timelines

The timelines are a necessary part of this book, as they maintain the flow and continuity of Scripture. When timelines appear, spend a few moments discussing the significant people and events that surround that lesson.

### Examples of Timelines:



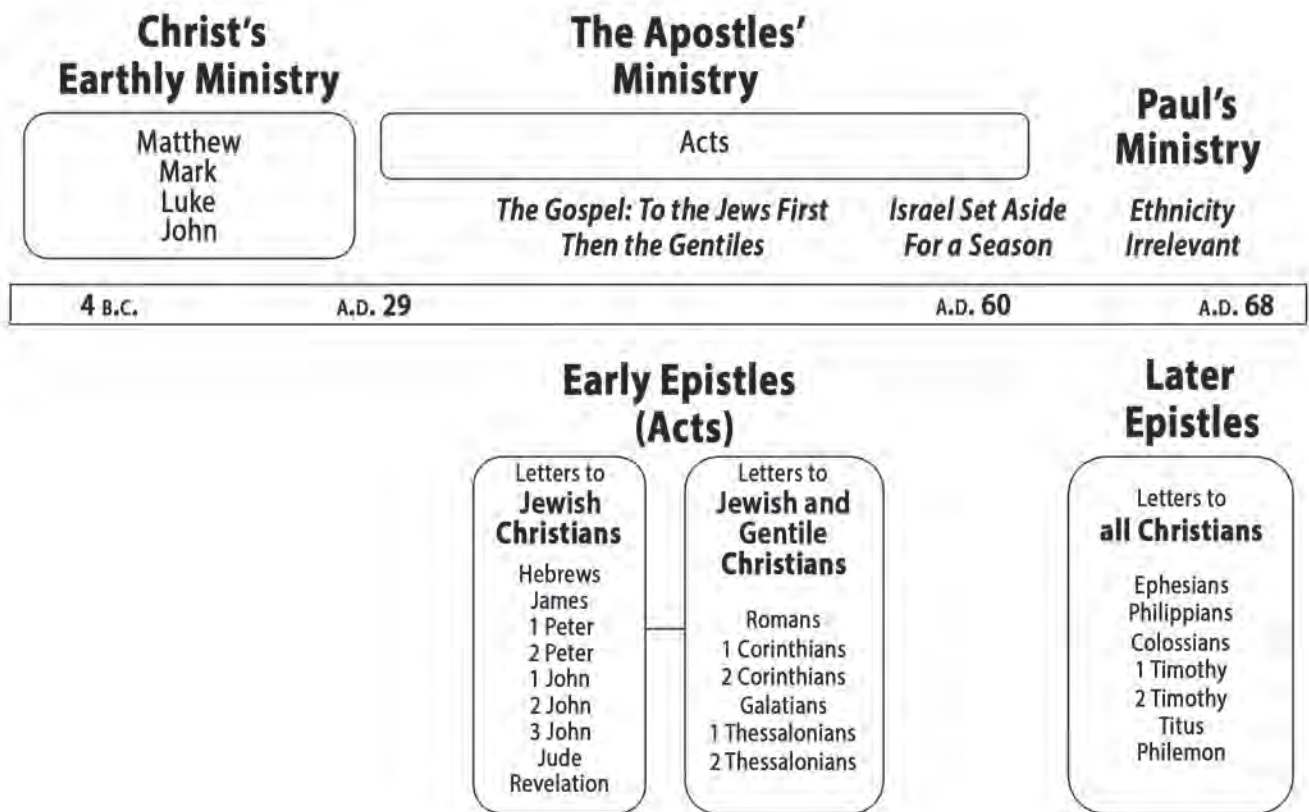


## VII. Lesson Preparation

As you work through this series with your child, you will not only discover that there is joy in studying God's Word, but that your child will have many difficult questions that this book does not address, nor are you prepared to answer. As time permits, consult commentaries, Bible dictionaries, Bible encyclopedias, and any other kind of reference material at your disposal. The information gained from these sources will be invaluable to you as you address the difficult questions that arise.

It is the sincere hope of the author and all those at Christian Liberty who were involved in this project that God will use this book as a tool in the spiritual instruction and guidance of your child. May the Lord grant you wisdom and grace as you seek to raise your child in the truths and principles of His Word.

*John Benz*





# UNIT 2: Kingdom Living

## Week 10 ..... At Your Word

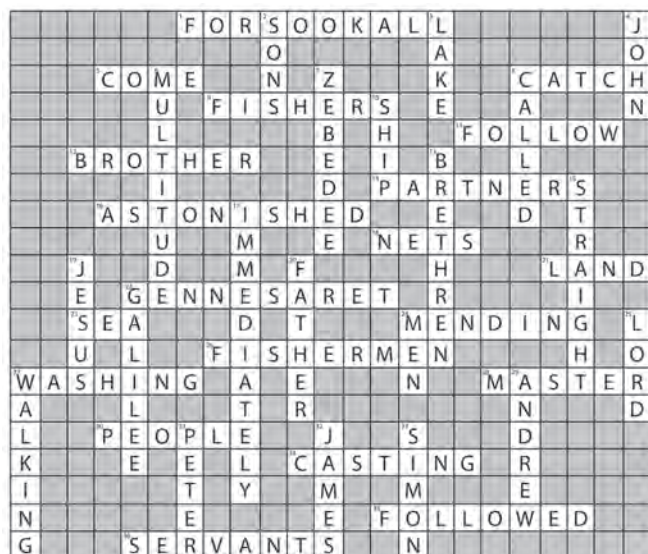
### Day 1 ..... Lesson 10—Part 1 Questions

1. exceedingly; ask; think; power; Ephesians
2. Galilee; Simon; James
3. sinful; punishment
4. response; immediate
5. authority; nets
6. Peter's; humbled; ashamed
7. fell; proclaimed; sinful
8. God; Word; Bible
9. obey; trust; study
10. blessings; immediately; Word

### Day 2 ..... Lesson 10—Part 2 Questions

1. four
2. two or three
3. Jewish
4. how Jesus came to fulfill all the Old Testament prophecies
5. Mark's
6. immediately
7. to give an orderly account of the things that people had been saying about Jesus
8. Holy Spirit
9. John's
10. that you may believe that Jesus is the Christ, the Son of God, and that believing you may have life in His name

### Day 3 ..... Activity



## Thought Questions

1. Answers will vary.
2. Answers will vary.

## Day 4 ..... Bible Reading & Questions

1. (c) Peter and Andrew
2. (a) Follow Me, and I will make you fishers of men.
3. (c) James and John, the sons of Zebedee
4. (c) the Sea of Galilee
5. (b) Lake Gennesaret
6. (d) put out a little from the land
7. (d) allowed a great number of fish to be caught
8. (b) Depart from me, for I am a sinful man, O Lord!
9. (b) men
10. (a) forsook all and followed Him

## Week 11 ..... The Bogeyman

### Day 1 ..... Lesson 11 Questions

1. (b) death; angels; powers; love
2. (c) that God is greater than Satan and the wickedness of the world
3. (a) hinder or hurt His followers
4. (a) God's love
5. (b) because they knew He was greater than all of Satan's evil host
6. (c) through the Holy Spirit
7. (a) I could die a horrible death.
8. (c) We will be in heaven.
9. (b) Our fear begins to subside.
10. (a) death and hell

### Day 2 ..... Background Questions

1. Levi
2. the Abrahamic and Davidic covenants
3. converts from Judaism
4. the Church
5. sacrificial system
6. the Son of David and the Son of Abraham
7. Abraham
8. Adam
9. kingdom
10. 42 percent

[illegible]

1. *Answers will vary.*
2. *Answers will vary.*

---

---

*Day 4.....Bible Reading & Questions*

1. an unclean spirit
2. Jesus of Nazareth, the Holy One of God
3. Jesus rebuked him, saying, "Be quiet, and come out of him!"
4. convulsed the man, cried out with a loud voice, and came out of him
5. They were all amazed and asked, "What is this? What new doctrine is this? For with authority He commands even the unclean spirits, and they obey Him."
6. Jesus
7. throughout all the region around Galilee
8. The demon did not hurt the man.
9. on the Sabbaths
10. Capernaum, a city of Galilee

## Week 12 ..... Saving the Rejected

---

*Day 1 .....Lesson 12—Part 1 Questions*

1. righteous; sinners; repentance
2. flat; stone; mud; straw
3. walk; stairs; lower
4. Christ; popular; miracle; healer
5. forgive; sin
6. hypocrites
7. legalistic; memorization; meditation
8. trick; leading; mobs; kill

- Day 2 ..... Lesson 12—Part 2 Questions*

1. (b) tax collectors
2. (d) lied and cheated
3. (a) because they were open to His message
4. (b) the religious elite
5. (d) the self-righteous
6. (c) God's holy family
7. (b) adultery and murder
8. (d) the consequences of his sins
9. (a) Absalom
10. (d) continue to sin

*Day 3.....Activity*

[illegible]

**Hidden Word:** bridegroom

1. *Answers may vary.*
2. *Answers may vary.*
3. *Answers may vary.*
4. *Answers may vary.*

---

*Day 4..... Bible Questions*

1. a paralytic lying on a bed
2. blaspheming
3. They could not come near Jesus because of the crowd.
4. All were amazed and glorified God.
5. Galilee, Judea, and Jerusalem
6. Matthew
7. those who are sick
8. by the sea
9. tax collector
10. gave Him a great feast in his own house

**Week 13 .....Commitment or Sacrifice****Day 1 .....Lesson 13**

1. your reasonable service
2. legalistic rules and requirements
3. working on the Sabbath
4. a holy heart
5. go through the motions
6. our motivation for doing it
7. that we love and serve Him with a pure heart
8. commitment
9. drawn into a closer relationship with Him
10. a pure heart

**Day 2 .....Review Questions**

1. men
2. two or three
3. James and John
4. through the Holy Spirit
5. Levi
6. Jesus rebuked him, saying, "Be quiet, and come out of him!"
7. those who were self-righteous
8. adultery and murder
9. the paralytic
10. tax collector

**Day 3 .....Activity**

In beginning was the Word and the Word was with the God, and God was the Word.

**Thought Questions**

1. *Answers will vary.*
2. *Answers will vary.*
3. *Answers will vary.*

**Day 4 .....Bible Reading & Questions**

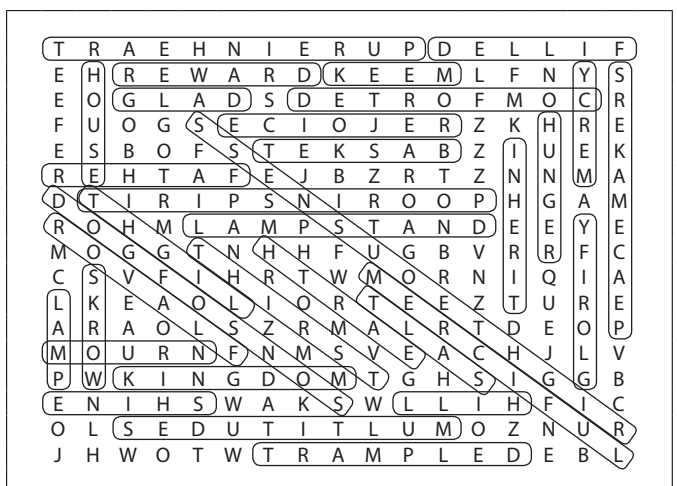
1. grainfields; Sabbath
2. Pharisees; Jesus; lawful
3. Jesus; David; hungry
4. David; house; showbread; lawful
5. One; temple
6. Sabbath; man; man; Sabbath
7. Son; Man; Sabbath
8. synagogue; withered
9. scribes; Pharisees; Sabbath
10. good; evil; life; destroy

**Week 14 .....Ethics of the Kingdom****Day 1 .....Lesson 14—Part 1 Questions**

1. (b) light; works; glorify
2. (d) the Sermon on the Mount
3. (b) how the believer is to live and act in God's kingdom
4. (c) happiness
5. (b) our priorities
6. (a) following God's will and receiving His blessing
7. (c) because theirs is the kingdom of heaven
8. (d) rich
9. (d) because he knows that he is living for God's kingdom
10. (b) because it is something we cannot attain by itself

**Day 2 .....Lesson 14—Part 2 Questions**

1. temporal laws and absolute laws
2. temporal laws
3. God's absolute moral laws
4. attitudes
5. because the grace of Christ has set us free
6. A believer is not even to become unjustly angry with his brother.
7. that all they needed to do was to obey the Law
8. the attitudes of my heart
9. by showing anger and malice toward him
10. by showing kindness, compassion, and forgiveness toward him

**Day 3 .....Activity**

- 
- Day 4..... Bible Questions*

- ## Week 15 .....Practices of the Kingdom

---

*Day 1 ..... Lesson 15 Questions*

1. Ask; seek; knock
2. Capernaum
3. God's Word
4. before people in order to obtain their praise and admiration
5. the glory of God
6. heaven
7. Worry
8. the kingdom of God and His righteousness
9. help him overcome his sin
10. wolves

*Day 2 ..... Background Questions*

1. (b) Barnabas
2. (d) Mark
3. (c) Timothy
4. (c) Peter
5. (a) the Servant of the Lord
6. (c) long discourses
7. (b) action
8. (a) the birth and childhood of Christ
9. (a) immediately
10. (b) two

*Day 3 .....Activity*

## Thought Questions

- 
- Day 4 .....Bible Reading & Questions*

- ## Week 16 ..... Living in the Kingdom

---

*Day 1 ..... Lesson 16 Questions*

1. hears; does; house; rock
2. foundation; secure
3. contractor; house; rock
4. Lord; Christ; Word
5. Word; waves; sea
6. citizens; absolute; standards
7. basis; ethical
8. battle; humanistic
9. attention; rebuilding; values
10. attitudes; actions

*Day 2 .....Activity*

		1	F	L	O	O	D	S	
2	F	O	O	L	I	S	H		
3	H	O	U	S	E				
4	W	I	N	D	S				
5	S	A	N	D					
		6	S	A	Y	I	N	G	S
7	G	R	E	A	T				
		8	R	A	I	N			
			9	R	O	C	K		
10	F	O	U	N	D	E	D		

**Hidden Word:** foundation