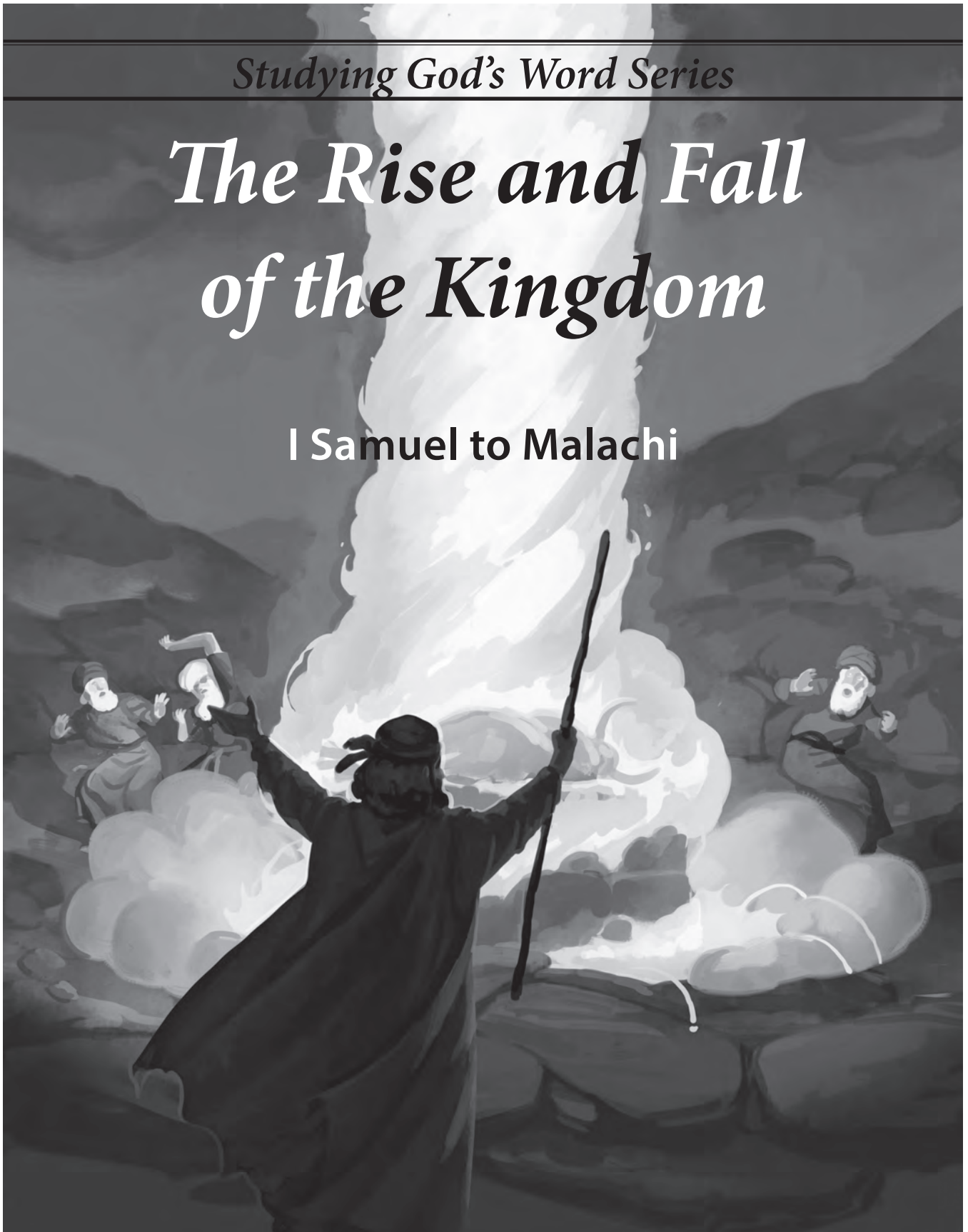


*Studying God's Word Series*

# *The Rise and Fall of the Kingdom*

**I Samuel to Malachi**

Copyright © 2023 Christian Liberty Press



**A N S W E R   K E Y**

**Christian Liberty Press**


**Arlington Heights, Illinois**

19751 10/23

Bible stories adapted from *Studying God's Word Book F: A Chronological Study of the Old Testament from First Samuel to Malachi* by Darrel A. Trulson  
Copyright © 1992, 1990 Christian Liberty Press

*The Rise and Fall of the Kingdom: I Samuel to Malachi* Answer Key  
Copyright © 2023 Christian Liberty Press  
October 2023 edition

All rights reserved. No part of this answer key may be reproduced or transmitted in any form or by any means, electronic or mechanical, without written permission from the publisher. Brief quotations embodied in critical articles or reviews are permitted.



**Authors:** John Benz and Darrel A. Trulson  
**Layout and editing:** Edward J. Shewan  
**Copyediting:** Diane C. Olson  
**Cover image:** David Miles, copyright © 2023 Christian Liberty Press

Scripture references taken from the New King James Version®. Copyright © 1982 by Thomas Nelson. Used by permission. All rights reserved.

**ISBN:** 978-1-629821-92-4 (print)

Printed in the United States of America

# Contents

Introduction .....	v
<b>UNIT 1 Samuel and Saul .....</b>	<b>1</b>
<i>Lessons 1–9</i> .....	<i>1–6</i>
<b>UNIT 2 David and Solomon .....</b>	<b>7</b>
<i>Lessons 10–18</i> .....	<i>7–13</i>
<b>UNIT 3 The Kings of Judah and Israel .....</b>	<b>15</b>
<i>Lessons 19–27</i> .....	<i>15–21</i>
<b>UNIT 4 The Exile and Return of Israel .....</b>	<b>23</b>
<i>Lessons 28–36</i> .....	<i>23–28</i>

# Introduction

The *Studying God's Word Series* is designed to have the student encounter the biblical text firsthand. Many students grow up hearing Bible stories in Sunday school or from their parents or even from similar homeschooling curricula. The work that these people and programs do for children is very valuable for their growth and maturity. The goal of this curriculum is to go beyond the stories of the Bible and to have students read the Bible itself.

The New King James Version (NKJV) is the translation used for this course. We chose this version because the King James Version of the Bible is the most widely used English translation, and the New King James Version of the Bible is a little easier for students to read. While it is possible to complete this curriculum using other translations of the Bible, the questions in the workbook use the language and phrases of the NKJV. As a result, it may be difficult at times to find the answers to these questions without using the NKJV.

This course is divided into four units, covering nine weeks per unit. Each week includes the following elements:

- ❑ Day 1 has a lesson for students to read, followed by questions about the lesson.
- ❑ Day 2 has students read the Bible passage for the week, followed by questions over the Bible reading.
- ❑ Day 3 is designed for students to complete an activity (such as a word search puzzle, crossword puzzle, scrambled words puzzle, the decoding of a Bible verse, a genealogy completion, a maze, or some other activity, depending on the week), and to answer two or three thought questions.
- ❑ Day 4 includes an exercise (such as reading a Bible passage and answering questions, covering background material on a book of the Bible, answering review questions on previous lessons, doing a map study, or completing some other exercise, depending on the week).
- ❑ Day 5 is set aside for students to review the week's material and take a ten-question quiz. Many of the questions on the quizzes are designed to bring out some of the important points in the biblical text.

This answer key is provided to help parents and teachers with the general instruction of the book. It should never be used for copying answers directly, but rather as a tool to check the student's responses. It is strongly recommended that this answer key be kept in a separate place, away from the study book. During a typical school year, classes can be scheduled to complete one lesson for each week of study. There are thirty-six lessons in this course. Therefore, the course should be finished in thirty-six weeks.

---

## Why Is Bible Instruction Necessary?

Teaching children about the Bible is unlike any other course of study. History, science, and math all fall short in comparison to the Bible and the truths it contains. Teaching Scripture is much more than presenting facts and figures and telling stories. The things a child learns concerning the Bible are important for guiding him through the power of the Holy Spirit in the decisions he makes during the rest of his life. The key to teaching Scripture is to help the child make applications to his life.

There is nothing quite so distressing than to see a person who knows a lot about the Bible, but who has failed to make it relevant in his life. The student may know the facts and lessons of the Bible, and have them stored away in his brain but not have allowed the principles and applications to filter down and make a change in his or her heart. Churches, Bible schools, and seminaries do a good job presenting the details of God's Word, but they often fail to help the student grow spiritually from what he has learned. This is where the important responsibility of being both a parent and a teacher lies. There is a balance between head knowledge and heart understanding surrounding

God's Word. Head knowledge by itself has no redeeming spiritual value. Heart understanding without the proper knowledge concerning Scripture ends up being misguided and/or improperly focused. Without the proper biblical knowledge, a person has the tendency to become overly emotional and weak in his faith. James 1:6 paints a graphic picture of a person who doubts the truth of God's Word. He is likened to the surf of the sea, driven and tossed by the wind. This instability is due to the lack of wisdom from God's Word to guide and direct his thoughts and actions. As a teacher, you need to present the facts and truths about the Bible as a strong foundation. As a parent, you must help your children make the proper applications to their lives in order to grow and develop spiritually and to build upon this foundation.

Who is the person that is ultimately responsible for the spiritual instruction of his children? The Bible clearly teaches that this should be the father (Ephesians 5:23, 6:4). Since the father is the head of the family, he is the person who should teach and direct his children's spiritual lives. Most home schools are structured in a way that has Mom busy around the house, teaching the children in the morning and afternoon, while Dad is away at work. This is fine as long as Dad takes an active role in the biblical education of his children when he is with them. Regardless of how you have divided the tasks of educating your family, the father has the responsibility of teaching the Bible to his children. Naturally, not all situations will lend themselves to this application, but as much as is humanly possible, you should make arrangements to have Dad teach this and all Bible courses to his family.

As fathers, we often forget (or at least neglect) the important role that we play in the development of the lives of our children. Do our sons and daughters learn more about our character by watching our actions and reactions during a football game, or when we are holding them and telling them about the wonderful life of Moses? Hopefully, in both cases, our children see an example of godliness after which they can pattern their own lives. None of us live in a spiritual vacuum, where all of life's problems are solved by a quick prayer and a slap on the back. Our children are not expecting perfection when they see our character. Rather, they desire to see how we get along in the real world, and how we come up with answers to life's difficult challenges.

We cannot expect our children to learn these things if all we do is spend ten minutes with them at the supper table before spending hours on electronic media. As fathers, we need to make the sacrifice in our time schedule to teach them from God's Word. I often think about the relationship I had with my dad. Many of the good memories I have come when the two of us were alone spending time together. Whether we were fishing, driving someplace in the car, or simply working around the house, he made me feel like more than just a little child. He made me feel like I was his best friend. When the day was through and it was time to go to bed, Dad was there to tuck me in and kiss me good night. My only wish was that tomorrow could be just like today. Still, somehow I knew it would not, but in a way it did not really matter because the memories of the day would last forever. Now these should be the types of memories that we want to leave with our own children. We will, if we spend time with them to teach them God's Word and let them get to know us as a person.

The responsibility to teach our children is a great one and should not be taken lightly. No matter what the subject is or who the teacher may be, the role of teaching demands discipline and perseverance. James 3:1 admonishes us not to become teachers because we will receive a stricter judgment from God. We are not to seek after the position of being a teacher unless we are called directly by the Lord to that endeavor. God, by virtue of the fact that He has blessed us with children, has called us to teach them. He has given us the grace to instruct them in the paths of righteousness. As parents, we are teachers, whether we like it or not. Therefore, we must be willing to accept the fact that God has given us our children to raise and nurture.

Our responsibility, then, is to shape and mold the moral character and spiritual lives of our children. This is an endeavor that cannot be overstated. Before teaching each lesson, be sure you prepare both your heart and mind in accordance with God's Word. Read the background text and go over each story being taught so you can understand what is happening. Then think of applications that you can make from your life in order to share them with your children as part of the thought questions and spiritual instruction of the lesson. You may also desire to do some background research into each section by consulting a Bible dictionary, handbook, commentary, or encyclopedia. This way, you can add important details and experiences from your life to make the lesson more meaningful to your children.

Teaching your children the Bible and raising them in goodness and truth brings with it tremendous blessings. There is nothing more satisfying or fulfilling than to see your children demonstrating the fruit of the Spirit (Galatians 5:22–23). “The father of the righteous will greatly rejoice, and he who begets a wise child will delight in him” (Proverbs 23:24). “Behold, children are a heritage from the LORD, the fruit of the womb is a reward. Like arrows in the hand of a warrior, so are the children of one’s youth” (Psalm 127:3–4). Children, especially many children, are one of the greatest blessings that God can give to a husband and wife. Whether or not you continue with home education for your children is not the major issue. The issue is that, starting now, you spend time each day teaching your children the important principles of God’s Word.

---

## Methods of Instruction

The *Studying God’s Word* series presents several different methods of instruction to communicate the message of God’s Word to your student. Listed below are some helpful hints and suggestions to help you teach and present this book more effectively.

### I. Memorization

We strongly encourage your student to memorize the memory verse for each week in order that he might know as much Scripture as possible. The command to memorize God’s Word is evident throughout the Bible; Psalm 119:11 and Joshua 1:8 are just a couple of examples. We believe that it is the responsibility of the parents to ensure that their student is memorizing God’s Word. Oftentimes, families have outside church and Bible related activities that require Bible memorization. It is in cases such as these that additional memory work could become burdensome and unnecessary, so you may decide how much your student should learn.

You may ask, “How many verses should my student memorize?” A good rule of thumb to use is one verse each week. This does not merely apply to children. Every Christian should be in the habit of putting to heart at least one new verse every week of his life. It is also a good idea to memorize large passages of Scripture rather than single verses. This helps to achieve the proper understanding and interpretation of the complete text. For example, using the one-verse-a-week pattern, anyone could memorize the entire book of Philippians within two years.

To assist a child in memorization, several methods may be employed. First, the student should read the verse several times to get the feel for the language and flow of words. Then you should write the words of the verse on a chalkboard and erase a few words at a time as the student repeats the verse over and over. The words can also be sung and learned as the lyrics of a favorite old hymn or song. Simply replace the correct words with those of the memory verse and begin singing.

In case your student has a tendency to forget, the three “R’s” to memorization are *repeat*, *remind*, and *rehearse*. Repeat the verse several times in order to learn it. Remind the student of the meaning and significance of the verse. This will encourage the proper application of the verse to his life. Then rehearse the verse a couple of times a day for several weeks. It has been said that a verse, rehearsed every day for one month, will never be forgotten.

### II. Background Text

This is the main body of Scripture that the lesson accompanies. The student should read this out loud or take turns reading with the instructor or other students. Reading aloud is important for the student’s reading skills and ability to communicate. It also helps the student to pay attention to the text and understand the meaning of the passage.

Another aid to reading the Bible is to have the student change the tone of his voice and imitate the voices of the characters as he reads. For example, while reading about the experiences of the Hebrews in captivity, the student can use different voices for Moses, Aaron, Pharaoh, God, and other characters. If more than one student is involved, each could take the voice and actions of a character and “play out” the events of the lesson.

### III. Questions

The objective of the lesson questions and review questions is for the student to study the Bible and review what he has learned. Please encourage your student to go back in the book and look up the answers he does not remember.

### IV. Thought Questions

The thought questions are designed to give the reader the opportunity to apply the principles of the lesson to his life. This is a very important part of this book and should not be overlooked by either the student or the teacher. We have already established the necessity of applying God’s Word to our lives. The thought questions should be answered honestly and with openness to the Holy Spirit’s leading to help make this application.

The thought questions are intended to be difficult and challenging. There may be times when they will not directly apply to your student, or you may find some questions not appropriate. In these instances, your student should fill in the blank space by saying, “Does not apply to me.” If the student feels more comfortable, he may answer the thought questions orally instead of writing his responses in the book. The purpose of the thought questions is not to embarrass anyone, but to encourage the reader to think about the truths of God’s Word and apply them directly to his life.

### V. Weekly Quizzes

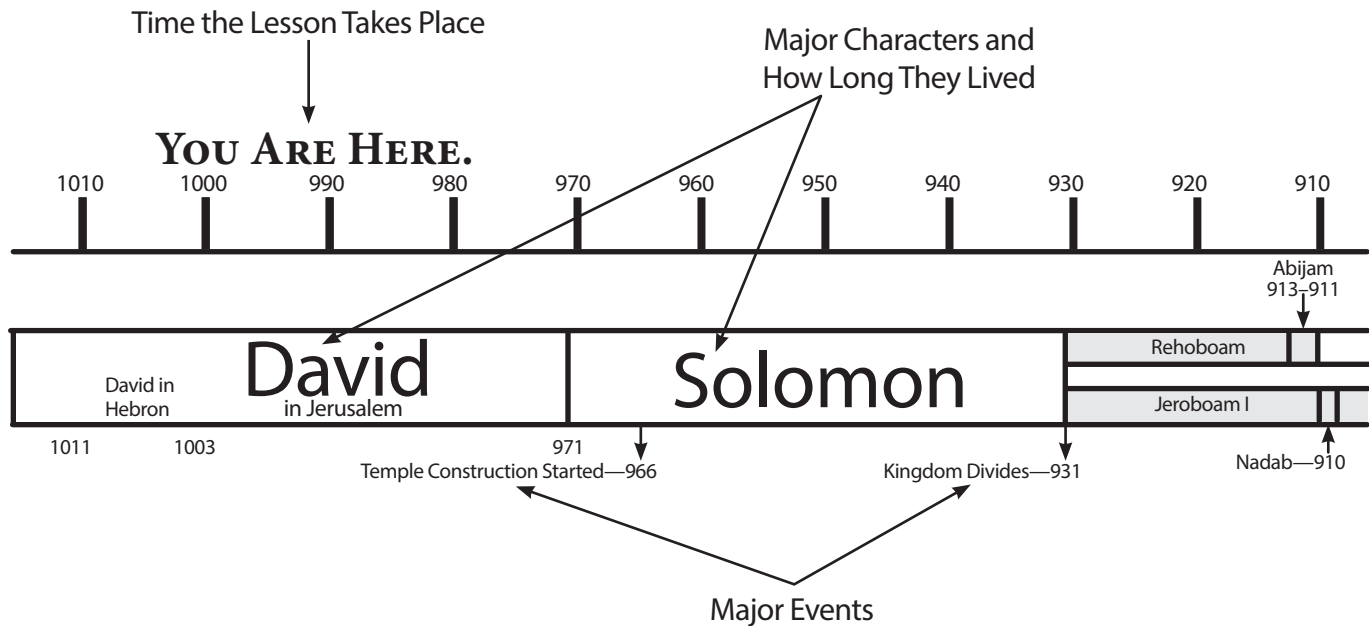
The weekly quizzes cover the material presented in the workbook and the weekly Bible passages. Teachers should help their students review before giving the quizzes. The purpose of these quizzes is to help the parents judge how much the student has learned. If, as a result of your student's taking the quiz, you discover areas of weakness, please review those areas with your student so he can master that section.

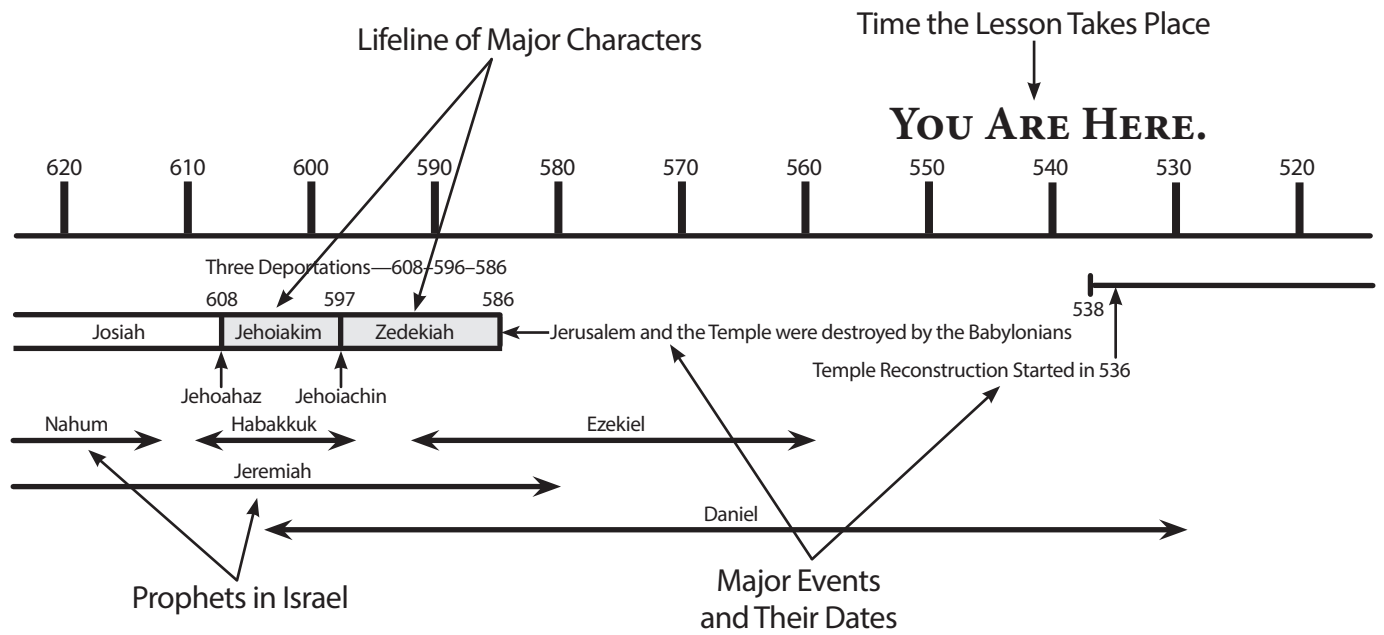
### VI. Timelines

The timelines are a necessary part of this book, as they maintain the flow and continuity of Scripture. Spend a few moments at the beginning of each lesson discussing the significant people and events that surround that lesson.

There will be slight differences of opinion regarding the dates on the timeline. Because of the nature of the Old Testament, it is often difficult to ascertain the exact date each event took place. For example, we know that Abraham was born around 2165 B.C., but we do not know exactly when. Please explain to your student that, like any good Bible study book, the information is presented only as a guide and is not inspired. Only the Word of God has that distinction.

#### Examples of Timelines:





### VII. Lesson Preparation

As you work through this series with your child, you will not only discover that there is joy in studying God’s Word, but that your child will have many difficult questions that this book does not address, nor are you prepared to answer. As time permits, consult commentaries, Bible dictionaries, Bible encyclopedias, and any other kind of reference material at your disposal. The information gained from these sources will be invaluable to you as you address the difficult questions that arise.

It is the sincere hope of the author and all those at Christian Liberty who were involved in this project that God will use this book as a tool in the spiritual instruction and guidance of your child. May the Lord grant you wisdom and grace as you seek to raise your child in the truths and principles of His Word.

*John Benz*



# UNIT 3: *The Kings of Judah and Israel*

## Week 19 ..... The Destruction of Baal

### Day 1 ..... Lesson 19

1. comforts; tribulation; trouble; comfort; Corinthians
2. Baal; Carmel; decline
3. reflection; depression
4. sorry; accomplished
5. rebuke; comforts
6. confronts; lies; root
7. needs; rest
8. sinful; discourage; doubts
9. hope; chose; plan; purpose
10. blood; peace; loves

### Day 2 ..... Bible Questions

1. the prophets of Baal (450) and Asherah (400)
2. "Choose one bull for yourselves and prepare it first, for you are many; and call on the name of your god, but put no fire under it."
3. "Cry aloud, for he is a god; either he is meditating, or he is busy, or he is on a journey, or perhaps he is sleeping and must be awakened."
4. twelve stones
5. executed them
6. Elijah asked the LORD to take his life.
7. an angel
8. a great and strong wind, an earthquake, and a fire
9. seven thousand (7,000)
10. Elisha

### Day 3 ..... Activity

Activity (page 149)

			W									
		2	K	I	N	G	3	S				
			V			Y						
	4	G		E		R			5	B		
6	S	O	N	S		7	S	I	L	V	E	R
		L					A				N	
		D		8	E			9	S		H	
				Y				E		A		
10	H	A	V	E				A		D		
				11	S	A	M	A	R	I	A	
									C		D	
				12	R	I	C	H				

## Thought Questions

1. *Answers may vary.* Jezebel threatened to kill Elijah, as he had killed her prophets of Baal, and he felt all alone.
2. *Answers may vary.* The Lord passed by in front of Elijah to remind him of His great power, even with a still small voice.
3. *Answers may vary.* God sent the major cataclysmic events to get Elijah's attention and demonstrate His power.
4. *Answers will vary.*

## Review Questions

1. older, godly adults
2. the Passover
3. They give us a structure of right and wrong.

## Day 4 ..... Background Questions

1. (j) 845 B.C.
2. (f) Golden Rule
3. (a) Edom's Sentence
4. (h) Edom
5. (g) criminal trial
6. (e) Dead Sea
7. (i) Esau
8. (d) David
9. (b) Amaziah
10. (c) conflict

## Week 20 ..... The Passing of the Mantle

### Day 1 ..... Lesson 20

1. And the things that you have heard from me among many witnesses, commit these to faithful men who will be able to teach others also. (2 Timothy 2:2)
2. two schools
3. to give them final instruction from God's Word
4. by a whirlwind
5. Elisha
6. the firstborn son
7. It was not his to give.
8. his office
9. to protect it and share it with others
10. Timothy

**Day 2 ..... Bible Questions**

1. (a) Bethel
2. (c) The Lord would take away Elijah from Elisha today.
3. (b) 50
4. (b) The water divided.
5. (d) a double portion of Elijah's spirit
6. (d) a chariot and horses of fire
7. (b) his own clothes
8. (c) 3 days
9. (d) Elisha put salt into it.
10. (b) Go up, you baldhead!

**Day 3 ..... Activity**

Activity (page 158)

Answers will vary. Thank You Cards

**Thought Questions**

1. Answers will vary.
2. Answers will vary.
3. Answers will vary.

**Day 4 ..... Review Questions**

1. (c) Rehoboam
2. (f) young
3. (h) the Shulamite
4. (j) Ahab
5. (a) prophets
6. (g) Elijah
7. (i) the Lord
8. (b) Carmel
9. (e) twelve
10. (d) David

**Week 21 ..... Naaman's Leprosy****Day 1 ..... Lesson 21**

1. Now godliness with contentment is great gain. (1 Timothy 6:6)
2. False
3. False
4. True
5. True
6. False
7. False
8. True
9. False
10. True

**Day 2 ..... Bible Questions**

1. commander of the army of the king of Syria
2. Naaman's wife
3. "Go and wash in the Jordan seven times, and your flesh shall be restored to you, and you shall be clean."
4. Naaman thought Elisha would call on the name of the Lord his God, and wave his hand over the place, and heal his leprosy.
5. It was restored.
6. a gift
7. when Naaman goes into the temple of Rimmon to worship and bows down (*because Naaman had promised to no longer offer burnt offerings or sacrifices to other gods except the God of Israel*)
8. Gehazi
9. a talent of silver and two changes of garments
10. Leprosy would cling to him and his descendants forever.

**Day 3 ..... Activity**

Activity (page 164)

Answers will vary. Gratitude vs. Envy

**Thought Questions**

1. Answers will vary.
2. Answers will vary.

**Review Questions**

1. by a whirlwind
2. the chariots and horses of fire
3. three days

**Day 4 ..... Background Questions**

1. 835
2. repent; return
3. heart; garments
4. Athaliah; Joash
5. drought; locusts
6. judgment
7. Day; Lord
8. stand; temple; cry; faithfulness
9. Holy Spirit; Acts
10. Judah; Baal; laws

**Week 22 ..... God Saves His People****Day 1 ..... Lesson 22**

1. Do not fear, for those who are with us are more than those who are with them. (2 Kings 6:16)
2. stories; impossible; intervention

3. prophets; Jordan River; home
4. Elisha; float; recover
5. enemy; Syria; plans
6. servant; angels
7. blinded; lead; capital; Samaria
8. Syrian; besieging
9. desperation; servants; Elisha
10. scared; supplies; camp

**Day 2..... Bible Questions**

1. (b) Elisha
2. (d) kill them
3. (d) the first woman's son
4. (b) sackcloth
5. (c) the noise of chariots, horses, and a great army
6. (a) the gatekeepers of the city
7. (d) hide themselves and capture the people when they came out of the city
8. (c) garments and weapons the Syrians had cast away in their haste
9. (c) the officer on whose hand the king leaned
10. (b) The people trampled him in the gate, and he died.

**Day 3.....Activity**

Activity (page 174)

Answers will vary. Interviews of Older Christians

**Thought Questions**

1. Answers will vary.
2. Answers will vary.
3. Answers will vary.
4. Answers will vary.

**Review Questions**

1. Abigail
2. Gehazi
3. to admonish the people of Judah to repent and return to God before the "Day of the Lord" destroys them

**Day 4..... Map Study 2**



**Week 23..... Joash the Child King**

**Day 1..... Lesson 23**

1. children; forbid; kingdom; heaven
2. kill off his parents, brothers, and sisters
3. She had all of the royal descendants killed.
4. Ahab and Jezebel
5. Baal
6. She did not kill all the royal family.
7. Jehoiada
8. several soldiers
9. established order in the kingdom and followed the teachings of God's Word
10. repairing the temple and making the worship of the Lord God a priority

**Day 2..... Bible Questions**

1. Ahaziah; dead; heirs
2. Jehosheba; nurse; bedroom
3. Jehoiada; hundreds; bodyguards; escorts; house
4. shields; temple
5. crown; Testimony; king; Long live the king!
6. Athaliah; escorts; people; temple

7. pillar; leaders; trumpeters; people
8. covenant; Lord; king; people; LORD's
9. Baal; altars; images
10. rejoiced; quiet; Athaliah; king's

**Day 3 .....Activity**

Activity (page 182)

Answers will vary.

**Thought Questions**

1. Answers will vary.
2. Answers will vary.

**Review Questions**

1. wash in the Jordan River seven times
2. Proverbs Project
  - a. The rod of correction will drive a rebellious spirit (*foolishness*) far from him.
  - b. The Lord may see it, and it displease Him, so He will turn away His wrath from your enemy.
  - c. He should prepare his outside work, making sure it will fit in the field.
  - d. He is like a man who bears false witness against his neighbor.
  - e. Confidence in an unfaithful person in the time of trouble is like a bad tooth and a foot out of joint.
  - f. Whoever has no rule over his own spirit is like a city with broken down walls.
  - g. A man wise in his own eyes is worse than being a fool.
  - h. The Lord will not allow the righteous soul to famish (*suffer severely from hunger*).
  - i. The tender mercies of the wicked are cruel.
  - j. We should have mercy on the poor.

**Day 4 ..... Background Questions**

1. around 760 B.C.
2. God's judgment and mercy
3. four
4. Nineveh
5. the greatest of Israel's enemies
6. the greatest revival in the history of the world
7. around 760 B.C.
8. pleasure
9. a layman
10. He was a herdsman and orchardist. (*an owner of orchards*).

**Week 24 ..... Running Away from God**

**Day 1 ..... Lesson 24**

1. (c) word
2. (h) Amos

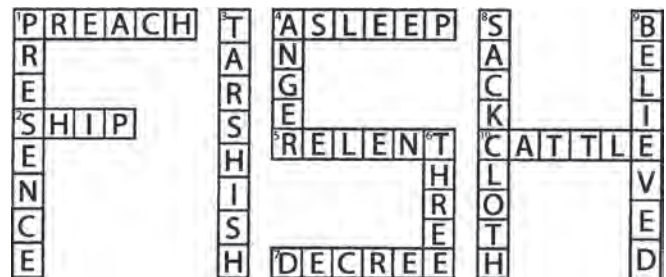
3. (f) hide and go seek
4. (a) Psalm 139
5. (j) thinks
6. (i) mentally
7. (e) God is dead
8. (d) comforted
9. (b) belly of the fish
10. (g) leave

**Day 2 ..... Bible Questions**

1. Tarshish
2. his god
3. Jonah
4. "Pick me up and throw me into the sea; then the sea will become calm for you."
5. The men exceedingly feared the Lord, offered a sacrifice to the Lord, and took vows.
6. three days and three nights
7. prayed to the Lord his God
8. weeds
9. with the voice of thanksgiving, paying what he had vowed
10. The fish vomited Jonah onto dry land.

**Day 3 .....Activity**

Activity 1 (page 192)



Activity 2 (page 193)

- a. Adam and Eve tried to cover up their sin and hide from God.
- b. Adam and Eve were ashamed of their nakedness and what they had done.
- c. David was repentant and acknowledged his transgressions and sin.
- d. David immediately acknowledged his sin, but Adam and Eve hid in shame.
- e. We should immediately acknowledge our sin and ask God to forgive us. We cannot hide from God, nor should we be afraid to talk with Him after we sin or break one of His commands. God promises, "If we confess our sins, He is faithful and just to forgive us our sins and to cleanse us from all unrighteousness" (1 John 1:9).