

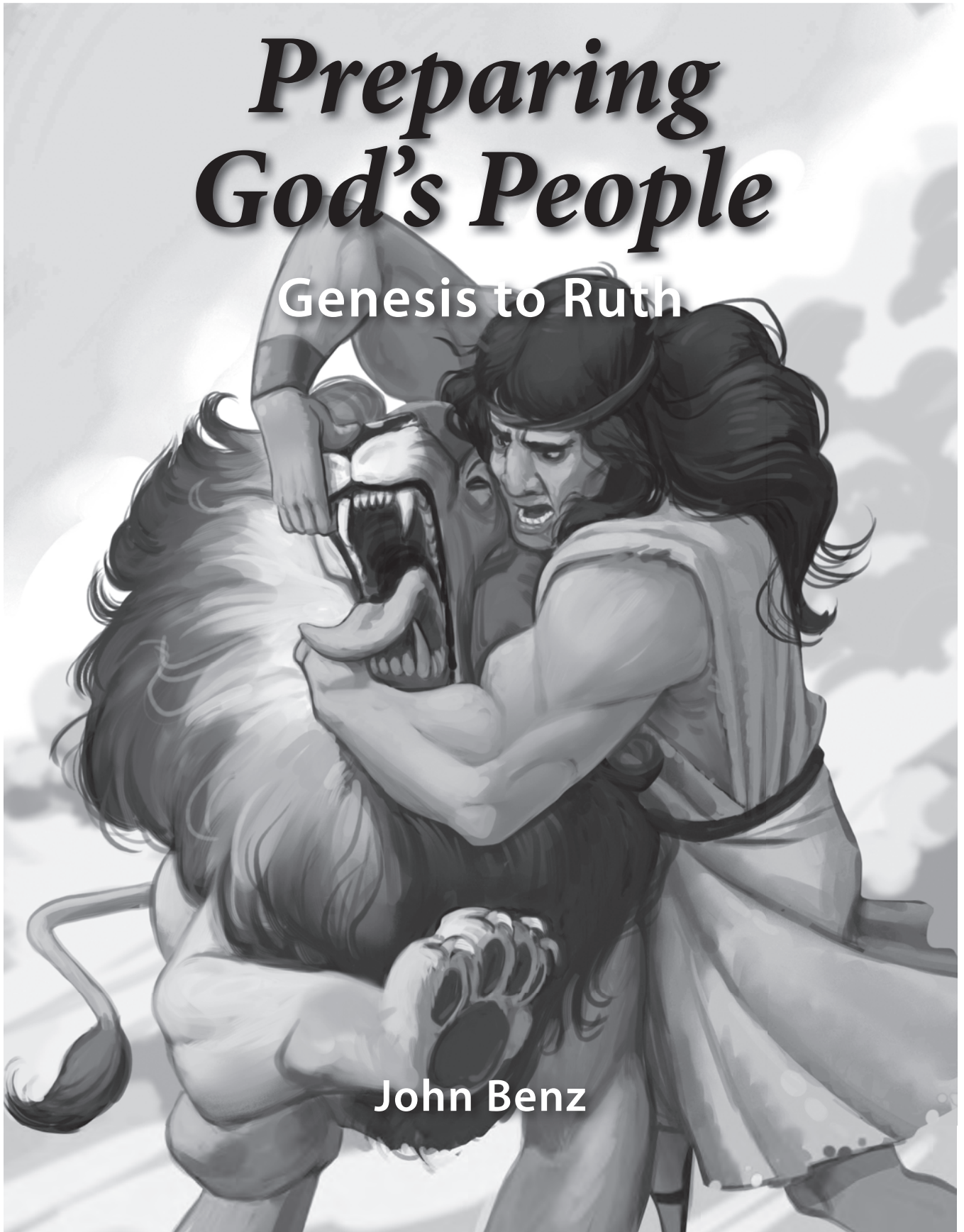
---

*Studying God's Word Series*

---

# *Preparing God's People*

Genesis to Ruth

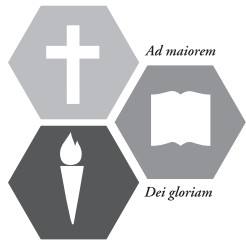


John Benz

Bible stories adapted from *Studying God's Word Book E: A Chronological Study of the Old Testament from Genesis to Ruth* by Darrel A. Trulson  
Published by Christian Liberty Press. Copyright © 1992, 1988

*Preparing God's People: Genesis to Ruth*  
Copyright © 2023 Christian Liberty Press

All rights reserved. No part of this book may be reproduced or transmitted in any form or by any means, electronic or mechanical, without written permission from the publisher.



A publication of  
***Christian Liberty Press***  
502 West Euclid Avenue  
Arlington Heights, Illinois 60004  
[www.christianlibertypress.com](http://www.christianlibertypress.com)

Copyright © 2023 Christian Liberty Press

**Authors:** Darrel A. Trulson and John Benz  
**Layout and editing:** Edward J. Shewan  
**Copyediting:** Diane C. Olson  
**Cover design:** Bob Fine  
**Cover image:** David Miles  
**Title Page image:** David Miles

Scripture taken from the New King James Version®. Copyright © 1982 by Thomas Nelson, Inc.  
Used by permission. All rights reserved.

ISBN 978-1-629821-94-8 (print)

Printed in the United States of America

# Contents

*Note to Parents*.....v  
*Introduction* ..... vii  
*Introduction to Chronological Bible Study* ..... ix

## **UNIT 1: In the Beginning ..... 1**

*Week 1 Lesson 1: Creation* ..... 1  
*Genesis Background* ..... 5

*Week 2 Lesson 2: The Fall of Man*..... 9

*Week 3 Lesson 3: Cain and Abel* ..... 15

*Week 4 Lesson 4: Noah and the Flood* ..... 22

*Week 5 Lesson 5: The Tower of Babel* ..... 27

*Week 6 Lesson 6: The Life of Job* ..... 33  
*Job Background*..... 37

*Week 7 Lesson 7: The Faith of Abraham* ..... 40  
*Map Study 1* ..... 45

*Week 8 Lesson 8: Abraham and Lot* ..... 48

*Week 9 Lesson 9: The Sacrifice of Isaac* ..... 55

## **UNIT 2: Building a Nation ..... 63**

*Week 10 Lesson 10: Jacob the Deceiver* ..... 63  
*Genealogy of Adam to Jacob's Sons* ..... 69

*Week 11 Lesson 11: The Trials of Joseph* ..... 71

*Week 12 Lesson 12: The Temptation of Joseph* ..... 77

*Week 13 Lesson 13: Choosing a Leader* ..... 84  
*Exodus Background*..... 89

*Week 14 Lesson 14: The Calling of Moses* ..... 92

*Week 15 Lesson 15: The Exodus* ..... 99

*Week 16 Lesson 16: The Israelites Grumble* ..... 106

*Week 17 Lesson 17: The Ten Commandments* ..... 112

*Week 18 Lesson 18: The Tabernacle* ..... 119

## **UNIT 3: Entering the Promised Land ..... 127**

*Week 19 Lesson 19: The Golden Calf*..... 127  
*Leviticus Background* ..... 131

*Week 20 Lesson 20: Spies in the Land* ..... 135  
*Numbers Background*..... 141

*Week 21 Lesson 21: Fiery Serpents* ..... 145  
*Map Study 2*..... 150

Week 22	Lesson 22: Balaam and Balak.....	151
Week 23	Lesson 23: The Judgment of the Wicked .....	158
Week 24	Lesson 24: The Changing of the Guard.....	165
	Deuteronomy Background .....	170
Week 25	Lesson 25: Rahab's Belief .....	173
	Joshua Background .....	178
Week 26	Lesson 26: The Homecoming.....	181
Week 27	Lesson 27: The Sin of Achan.....	188
<b>UNIT 4: Taking Possession of the Land .....</b>		<b>195</b>
Week 28	Lesson 28: Poor Covenant with the Gibeonites .....	195
	Map Study 3.....	202
Week 29	Lesson 29: Supernatural Victory.....	204
Week 30	Lesson 30: Deborah and Barak.....	211
	Judges Background .....	216
Week 31	Lesson 31: Gideon Defeats Midian .....	219
	Map Study 4.....	224
Week 32	Lesson 32: The Destruction of the Wicked.....	227
Week 33	Lesson 33: Jephthah's Vow .....	233
Week 34	Lesson 34: Samson's Strength .....	241
Week 35	Lesson 35: Samson's Weakness .....	247
Week 36	Lesson 36: Boaz and Ruth.....	255
	Ruth Background .....	260
<b>Appendices.....</b>		<b>263</b>

## *Note to Parents:*

In Deuteronomy 6:5–7, it says: “You shall love the LORD your God with all your heart, with all your soul, and with all your strength. And these words which I command you today shall be in your heart. You shall teach them diligently to your children, and shall talk of them when you sit in your house, when you walk by the way, when you lie down, and when you rise up.”

Scripture makes it clear that the primary responsibility for teaching children lies with the parents, particularly the fathers. This curriculum will be most effective if parents discuss each reading and lesson with the students after they do the work. The thought questions included with the lessons provide an excellent opportunity for discussion between parents and their students. In addition, parents are encouraged to use the weekly readings for family devotionals. Although these questions are not included with the curriculum, here are some questions that can be asked after each lesson:

1. What is something that this passage teaches you about God?
2. What is something you can pray for as a result of this passage?
3. What is one question you have from this passage?

When you discuss each passage with your students, they will be far more likely to think about the passage and how to apply it to their lives.

# Introduction

The *Studying God's Word Series* is designed to have the student encounter the biblical text firsthand. Many students grow up hearing Bible stories in Sunday school or from their parents, or even from similar homeschooling curricula. The work that these people and programs do for children is very valuable for their growth and maturity. The goal of this curriculum is to go beyond the stories of the Bible and to have students read the Bible itself.

*Preparing God's People, Genesis to Ruth* covers the books of the Bible from Genesis to Ruth. Students will learn about leading figures such as Adam and Eve, Noah, Job, Abraham and Sarah, Jacob, Joseph, Moses, Joshua, Deborah, Gideon, and Samson. They also will learn how God called His people to the Promised Land and how the people of God wavered between disobeying God's commands and repenting for their rebellion. Throughout these lessons, God's love for His people is reflected in His discipline, judgment, and restoration to fellowship with Himself.

The New King James Version (NKJV) is the translation used for this course. We chose this version because the King James Version of the Bible is the most widely used English translation, and the New King James Version of the Bible is a little easier for students to read. While it is possible to complete this curriculum using other translations of the Bible, the questions in the workbook use the language and phrases of the NKJV. As a result, it may be difficult at times to find the answers to these questions without using the NKJV.

This workbook is divided into four units, covering nine weeks per unit. Each week includes the following elements:

- ❑ **Day 1** has a lesson for students to read, followed by questions about the lesson.
- ❑ **Day 2** has students read the Bible passage for the week, followed by questions over the Bible reading.
- ❑ **Day 3** is designed for students to complete an activity (such as a word search puzzle, crossword puzzle, scrambled words puzzle, the decoding of a Bible verse, a genealogy completion, a maze, or another activity, depending on the week), and to answer two or three thought questions.
- ❑ **Day 4** includes an exercise (such as reading a Bible passage and answering questions, covering background material on a book of the Bible, answering review questions on previous lessons, doing a map study, or completing some other exercise), depending on the week.
- ❑ **Day 5** is set aside for students to review the week's material and take a ten-question quiz. Many of these questions are designed to bring out some of the important points in the biblical text.

On average, the student will read about one chapter of the Bible per week. A separate answer key for all workbook questions is available through Christian Liberty Press.

Finally, a separate quiz packet is available through Christian Liberty Press. There is one quiz per week, a total of thirty-six quizzes for the whole course. The quizzes cover material found in the textbook and Bible passages.

*John Benz*

# *Introduction to Chronological Bible Study*

Welcome to one of the most important discoveries you will ever make, the discovery of God's Word. Throughout your life, you will have the opportunity to study the Bible. Each time you do, the Holy Spirit will be there to guide and direct your thoughts to help you learn and grow in the Lord Jesus Christ. It is the hope and prayer of everyone involved in producing this book that through your study you will grow in the wisdom and understanding of God (Ephesians 1:17–19).

In order to make studying the Bible more interesting and beneficial, this book is written to follow the Old Testament in a historical-chronological pattern. We believe it is of utmost importance to the student that as he studies the Bible, he will understand how all the separate stories and books fit together. Imagine a large jigsaw puzzle of a beautiful mountain village. If you were to take a few pieces from different points and study them individually, could you understand what the complete picture is? Of course not. You need to see all the pieces in the correct pattern in order to understand the “big picture.” The Bible is the same way. If all we do is read one story here and another one there, we will not understand the true meaning of God's Word. We have to look at the Bible completely and study it as one unit in order to understand God's “big picture.”

Throughout this book, besides studying significant stories of the Old Testament, there will also be background information for each of the books as they appear in chronological order. This is available as helpful material so you can further understand the events that happen within the Bible itself.

At the end of this introduction, there is a complete listing of the Old Testament books in chronological order. Please study and memorize this chart so you can later fill in the blanks when a particular section is being reviewed.

On the chart, the top line of blocks contains the eleven main books of the Old Testament. The first five books in this line cover most of the stories and themes presented in this workbook. Although the focus of our study will be in these books (plus Job, Leviticus, and Deuteronomy), the other books are included to give you a true feeling for the flow of history that is recorded in the Bible.

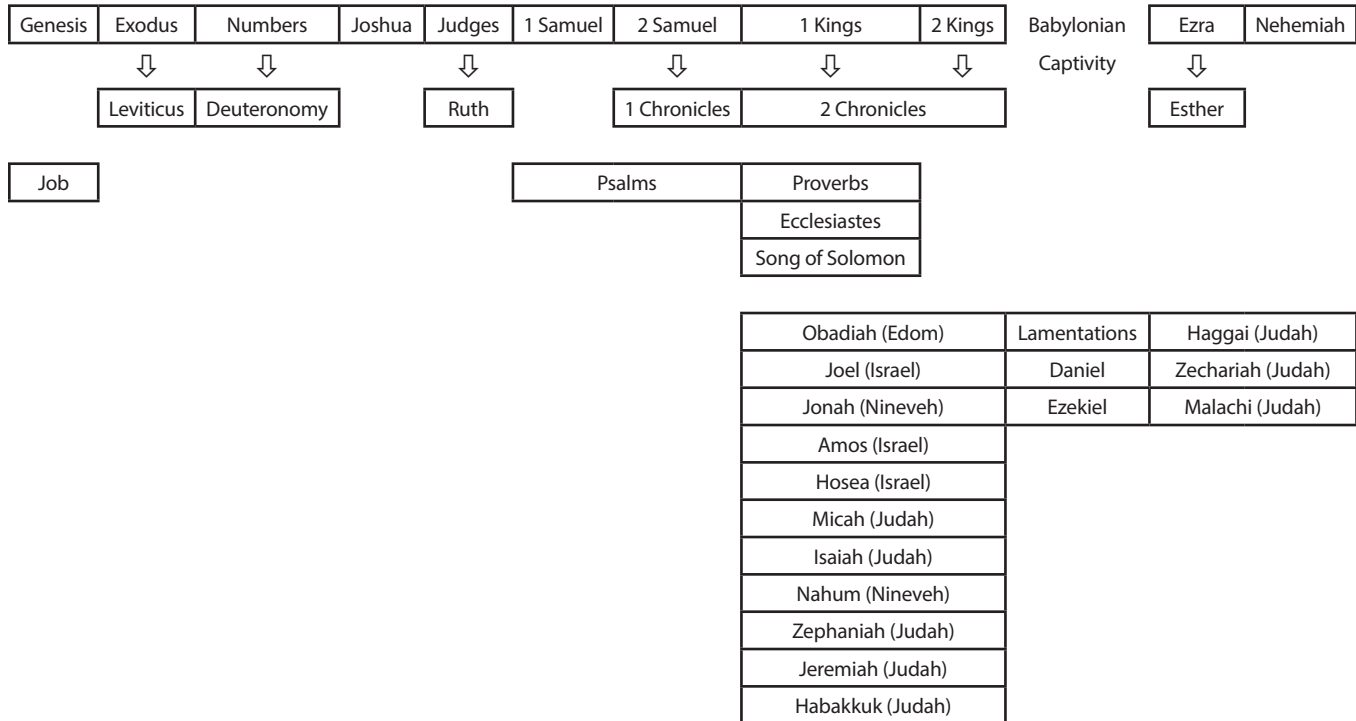
The second row of boxes also represents the historical books of the Old Testament. These are not included in the first row because they do not chart the main flow of history, but rather provide details to what was taking place at that time. For example, 2 Chronicles adds details to the events and stories presented in 1 and 2 Kings.

The third horizontal group of boxes includes Job, Psalms, Proverbs, Ecclesiastes, and the Song of Solomon. This group represents the poetic section of the Old Testament. Job is offset from the rest of the books of poetry because it was written much earlier, during the times of the Patriarchs.

The final block of boxes represents the books of the prophets, which were written during three basic time periods. The first group was written before the Babylonian captivity. The second group was written during the Babylonian captivity. The third group was written after the Babylonian captivity. The boxes for the prophets also indicate to which nation or group of people the book was originally written.

## Books of the Old Testament

Study the following table of the books of the Old Testament. They have been arranged in chronological order from Creation (Genesis) up to the Intertestamental Period (Malachi).



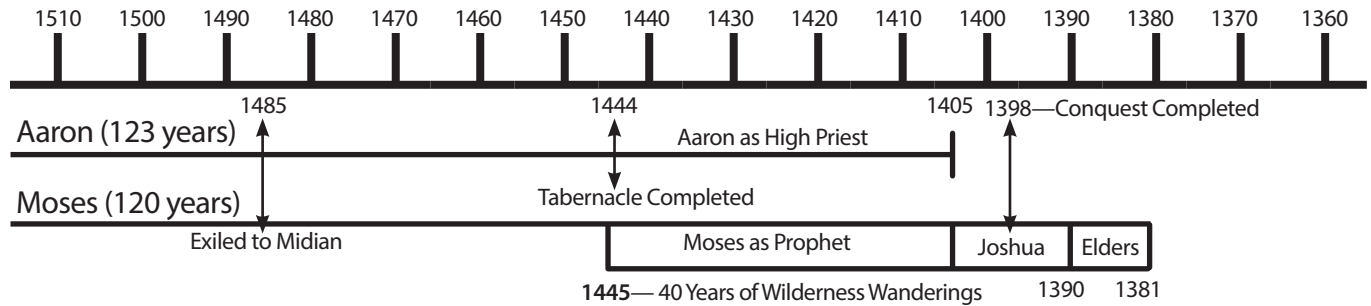


---

---

# Spies in the Land

**YOU ARE HERE.**



---

## Week 20

**Lesson Goal:** To understand that Christians need to have courage in order to serve God

**Background Text:** Numbers 13

**Memory Verse:** Finally, my brethren, be strong in the Lord and in the power of His might. (Ephesians 6:10)

---

---

## Day 1

---

### Lesson 20

It had been about one and a half years since the children of Israel had left Egypt, and it was now time for them to enter the Promised Land. This was the land of Canaan that God had promised to Abraham and his descendants. It was a beautiful place that had an abundance of milk and honey. The people must have been very excited. They had just traveled from Mount Sinai to Kadesh Barnea through a hot, dry desert, looking for a place to make their new home. No doubt, many were thinking about planting a farm and raising some animals. Others, perhaps, were hoping to begin new trades and jobs in this land of opportunity.

To prepare the people to move into the land, God had Moses send twelve spies to search and to discover valuable information about Canaan and the people who lived there. When the spies returned, they did not have good news. Joshua and Caleb said that God would help them conquer the land, but ten of the twelve spies said that the Canaanites were too strong and the cities too difficult to defeat. When the children of Israel heard this, they stopped trusting God and became cowards. So God punished them by making



Joshua and Caleb told the Israelites that God would help them conquer the land.

them stay forty years in the wilderness. The spies were in Canaan forty days, so the Israelites were punished for forty years. God also said that all the people who were older than twenty years would eventually die in the wilderness, so only their descendants would enter the Promised Land. The only two people that God said could enter Canaan were Joshua and Caleb. This was because these men trusted God and believed in Him, even when the rest of the people did not.

Do we ever lose our courage by not trusting or believing God? God has a specific plan and purpose for each of our lives. In order to fulfill that purpose, we must have courage in Him. Ephesians chapter 6 commands us to wear the full armor of God so we can fight against sin and temptation, which are the things that make us become cowards. We should look carefully at our lives and ask ourselves if we have courage, so that when God's Word asks us to perform a task, we will be brave enough to do it.

## Lesson 20 Questions

Match the statements on the left to the answers from the list on the right. Write the correct letter on each blank in front of each statement.

- |   |   |
|---|---|
| <p>_____ 1. Finally, my brethren, be _____ in the Lord and in the power of His might. (Ephesians 6:10)</p> <p>_____ 2. Another name for the Promised Land.</p> <p>_____ 3. The people had just traveled from Mount Sinai to here.</p> <p>_____ 4. The number of spies Moses sent out.</p> <p>_____ 5. The men who said that God would help Israel conquer the land.</p> <p>_____ 6. The number of spies who said the Canaanites were too strong.</p> <p>_____ 7. Israel stopped trusting God and became this.</p> <p>_____ 8. The number of years Israel stayed in the wilderness.</p> <p>_____ 9. All the people older than this would die in the wilderness.</p> <p>_____ 10. Ephesians chapter 6 commands us to wear this.</p> | <p>a. twelve</p> <p>b. armor of God</p> <p>c. cowards</p> <p>d. strong</p> <p>e. twenty</p> <p>f. forty</p> <p>g. Kadesh Barnea</p> <p>h. ten</p> <p>i. Canaan</p> <p>j. Joshua and Caleb</p> |
|---|---|

---



---

## Day 2

### *Bible Reading & Questions*

Read Numbers 13 and answer the questions.

- From where was Moses to get the twelve men to search the land of Canaan? (Numbers 13:2)

\_\_\_\_\_

- What did Moses tell the men to do? (Numbers 13:17)

\_\_\_\_\_

\_\_\_\_\_

3. What were the men to spy out in the land? List three or four items. (Numbers 13:18–20)

---

---

---

---

4. When was the city of Hebron built? (Numbers 13:22) \_\_\_\_\_

---

5. What did the spies bring back with them from the land? (Numbers 13:23)

---

6. With what did the land “flow”? (Numbers 13:27) \_\_\_\_\_

---

7. What did Caleb say about the land? (Numbers 13:30)

---

---

---

8. What did the ten spies say after Caleb? (Numbers 13:31) \_\_\_\_\_

---

---

---

9. What type of report did the spies bring? (Numbers 13:32) \_\_\_\_\_

---

10. Whom did the spies say were giants? (Numbers 13:33) \_\_\_\_\_

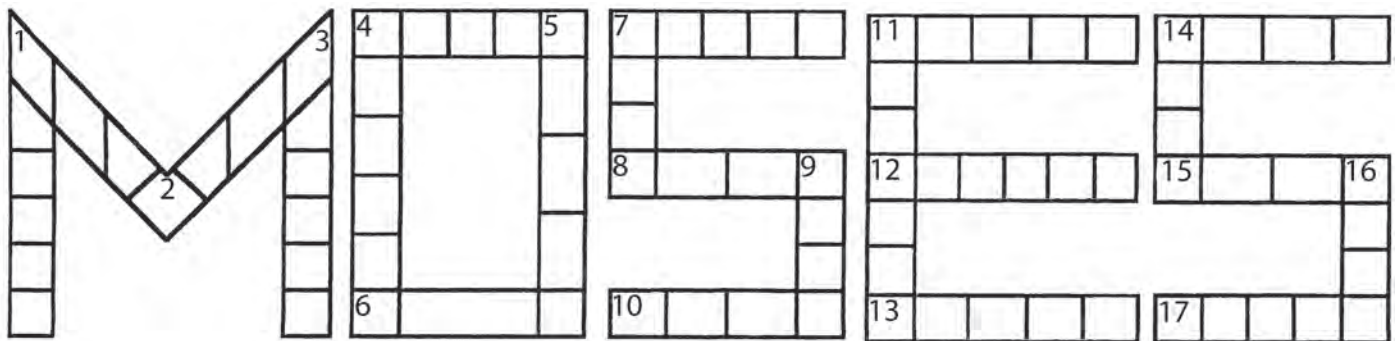
---

## Day 3

### Activity

Read Numbers 20:1–12 and complete the crossword.

Then the children of Israel came into the Wilderness of Zin, and the people stayed in (3-D). (12-A), the sister of Moses, died and was buried there. Now there was no water for the congregation; so they gathered together against Moses and Aaron, saying, “If only we had died when our brethren died before the (15-A)!” And the people complained that Moses should not have made them come up out of Egypt to this evil place. “It is not a place of (7-A) or (14-A) or vines or pomegranates; nor is there any (17-A) to drink.” And Moses and Aaron went up from the presence of the assembly to the (16-D) of the tabernacle, and they (14-D) upon their faces, and the (4-A) of the LORD appeared to them. Then the LORD (13-A) to Moses, saying, “Take the (6-A); you and your brother (11-A) (4-D) the congregation together. Speak to the (2-A) before their (8-A), and it will (5-D) its water; thus you shall bring water for them out of the rock, and (7-D) drink to the congregation and their animals.” And Moses and Aaron gathered the assembly together before the rock; and he (9-D) to them, “(1-A) now, you rebels! Must we bring water for you out of this rock?” Then Moses lifted his (10-A) and struck the rock twice with his rod; and water came out abundantly, and the congregation and their (11-D) drank. But Moses did not (1-D) the Lord in the eyes of the people because he struck the rock instead of speaking to it as the Lord told him to. Therefore, God was not going to allow Moses and Aaron to bring the congregation into the land that God had given to them.



## *Thought Questions*

---

1. In your personal life, are there any areas where you are spiritually weak and do not have the courage to fight? Explain your answer.

---

---

---

---

---

2. From Ephesians 6, what piece of armor could be added to or developed in your life to help you have more courage? Explain your answer.

---

---

---

---

---

---

---

## Day 4

---

### *Numbers Background*

---

**Author of Numbers:** Moses

**Date of Writing:** 1440–1400 B.C. Numbers was written during the forty years of wilderness wanderings.

**Purpose of Numbers:** Numbers teaches the emerging generation to learn from the faithlessness of the previous generation.

**Outline of Numbers:**

**I. Organization of the People (Numbers 1:1–10:10)**

- A. The First Census (Numbers 1)
- B. Division and Duties of the People (Numbers 2–4)
- C. Cleansing the Camp (Numbers 5)
- D. Spiritual Life of the People (Numbers 6:1–9:14)
- E. Guiding the People (Numbers 9:15–10:10)

**II. From Sinai to Kadesh Barnea (Numbers 10:11–12:16)**

- A. Order of Movement (Numbers 10:11–10:36)
- B. Murmurings and Judgments (Numbers 11–12)

**III. At Kadesh Barnea (Numbers 13–14)**

- A. Twelve Spies Enter Canaan and Report (Numbers 13)
- B. Israel's Response—God's Answer (Numbers 14)

**IV. Wilderness Wanderings (Numbers 15–25)**

- A. Laws (Numbers 15)
- B. Korah's Rebellion (Numbers 16)
- C. Priests' Duties (Numbers 17–18)
- D. Red Heifer Ordinance (Numbers 19)
- E. Deaths of Miriam and Aaron (Numbers 20)
- F. Israel's Defeats and Victories (Numbers 21)
- G. Balaam and Balak (Numbers 22–25)

**V. New Generation (Numbers 26–30)**

- A. The Second Census (Numbers 26)
- B. Inheritance Problems (27:1–11)
- C. Joshua to Be New Leader (27:12–23)
- D. Laws of Offerings and Vows (Numbers 28–30)

## VI. Preparations of Canaan (Numbers 31–36)

- A. Judgment of Midian (Numbers 31)
- B. Land Division (Numbers 32)
- C. Review of Wanderings (33:1–49)
- D. Directions for Conquest (33:50–35:34)
- E. Inheritance Regulations (Numbers 36)

**The Big Idea of Numbers:** The book of Numbers takes its name from the two censuses found at the beginning and the end of the book. In the first thirteen chapters, God is preparing Israel to enter and take control of the land of Canaan. However, when the twelve spies that were sent into the land return and give a negative report, the people doubt God and His power to protect them. God then judges them by condemning them to stay and wander in the wilderness for a total of forty years, one year for every day that the spies were in the land of Canaan. After the forty years, the people gather at the plains of Moab, and Moses instructs them in the Law. Since the Israelites who came out of Egypt had died, their children may not have received the Law at Mount Sinai as their parents did. Moses wanted to be certain that the people were reminded of God's Law and His faithfulness to them.

One of the most important spiritual lessons that the book of Numbers teaches is that the wilderness wanderings represent a period of time in a believer's life when he stops growing spiritually and stops walking by faith in God. The Israelites had been freed from the bondage of Egypt and were given the Law to help them to grow spiritually. They failed because their faith became weak and they stopped trusting in God. In the same sense, Christians have been freed from the bondage of sin through the death of Christ. Believers sometimes fail because they become stuck in the wilderness of sin by neglecting God and not trusting in Him. By studying the book of Numbers, the Christian can learn how to not wander in sin, but walk in righteousness (Ephesians 4:1-3).



## *Background Questions*

---

Answer the following questions.

1. Who was the author of Numbers? \_\_\_\_\_

2. When was Numbers written? \_\_\_\_\_

3. What was the purpose of Numbers? \_\_\_\_\_

\_\_\_\_\_

4. From what does the book of Numbers take its name? \_\_\_\_\_

\_\_\_\_\_

\_\_\_\_\_

5. In the first thirteen chapters, what is God preparing Israel to do?

\_\_\_\_\_

\_\_\_\_\_

6. When the twelve spies give a negative report, what do the people do?

\_\_\_\_\_

\_\_\_\_\_

7. How does God judge them?

\_\_\_\_\_

\_\_\_\_\_

8. After the forty years, where do the people gather?

\_\_\_\_\_

9. Christians have been freed from the bondage of what through the death of Christ?

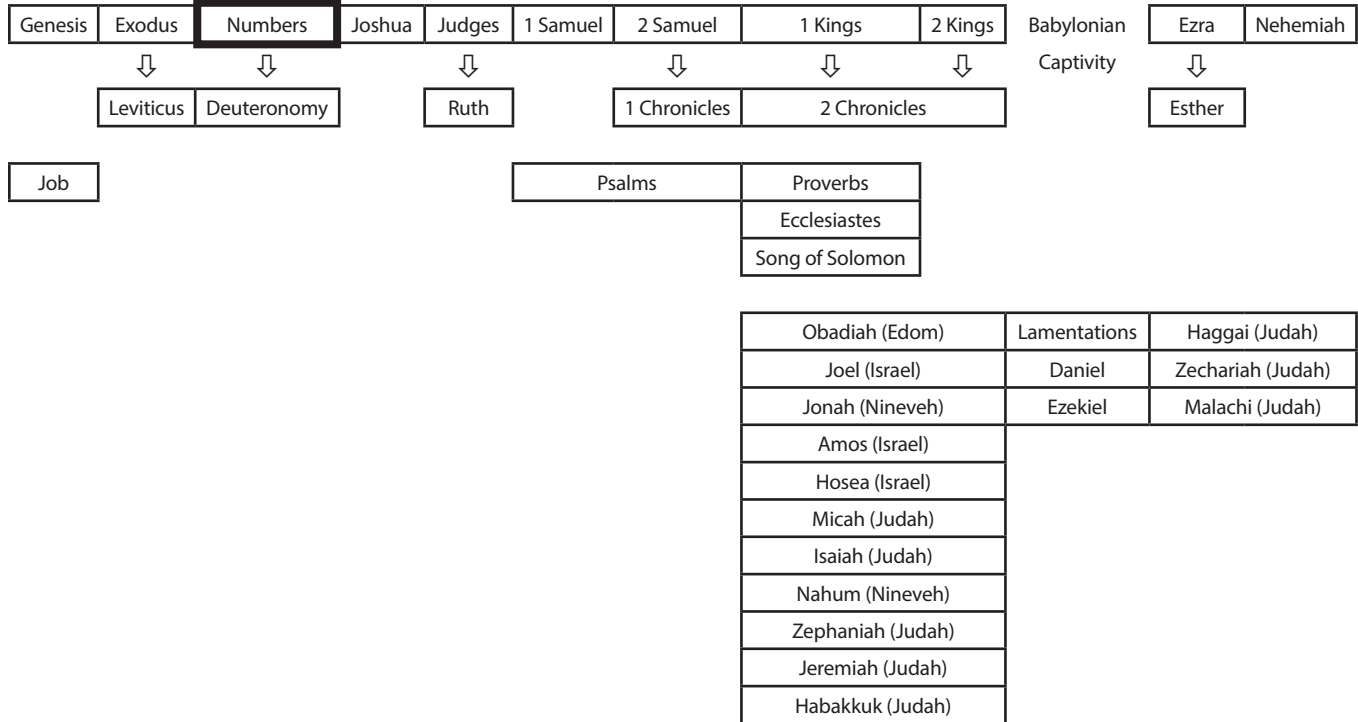
\_\_\_\_\_

10. By studying the book of Numbers, the Christian can learn how to not wander in sin, but walk in what?

\_\_\_\_\_

## Books of the Old Testament

Study the following table of the books of the Old Testament. They have been arranged in chronological order from Creation (Genesis) up to the Intertestamental Period (Malachi).




---

### Day 5

---

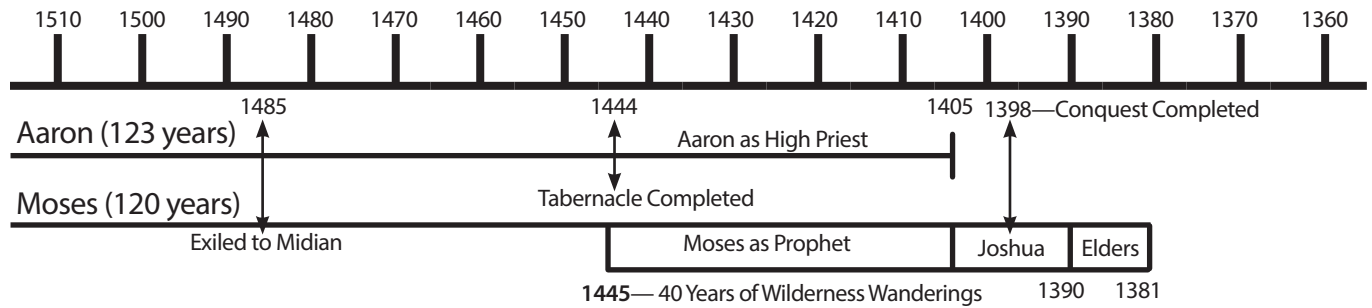
Spend some time reviewing what you have learned this week, and then take Quiz 20.

---

---

# Fiery Serpents

## YOU ARE HERE.



---

## Week 21

**Lesson Goal:** To understand that serving God means walking by faith

**Background Text:** Numbers 21

**Memory Verse:** And as Moses lifted up the serpent in the wilderness, even so must the Son of Man be lifted up. (John 3:14)

---

---

## Day 1

---

### Lesson 21

Look at the chair you are sitting in. Is it strong? Can it hold your weight? Now stand up; then sit back down in your seat. When you sat down, did your chair break or fall apart? Of course not! However, how did you know for certain that the chair would not break when you sat in it? When you sat down, even though you did not think about it, you put faith and trust in the chair to hold you. When you ride in a car, you have faith that the driver will be careful. When you go to the store, you have faith that the construction men built a roof that will not fall on your head. Every day you are putting your faith and trust in things and people that you hope will not fail you.

As Christians, how much more do we need to have faith that God will take care of us! Sometimes, we forget about God's power and love for us, and we may lose faith in Him as the Israelites did. This not only happens when troubles or problems enter our lives, but it also happens when things are going well for us. Sometimes, when we have been blessed by the Lord, we neglect our relationship with Him and focus our attention upon other things. We must

not forget how important God is and how much our lives depend upon Him.

In this lesson, the Israelites are once again complaining about the food and water. During the wilderness wanderings, they grumbled continually. Whenever they stopped trusting God, He had to discipline them in order to help them see how sinful and foolish they were. When Moses made the brass serpent and put it on the pole, it was symbolic of Christ's death on the cross. Just as the Israelites looked at the snake to save their physical lives, we can look to the cross of Christ to save our spiritual lives. Our walk of faith in God begins when we trust Him as Savior, and continues after we die and go to be with Him in heaven.

Moses lifted up the brass serpent on a pole.



© David Miles

### *Lesson 21 Questions*

Answer the following questions.

1. And as \_\_\_\_\_ lifted up the \_\_\_\_\_ in the wilderness, even so must the \_\_\_\_\_ of \_\_\_\_\_ be lifted up.

(John \_\_:\_\_\_\_)

2. Every day you put \_\_\_\_\_ and \_\_\_\_\_ in things and people that you hope will not fail you.

3. As Christians, we need to have faith that God will do what for us?

\_\_\_\_\_

4. When we forget about God's power and love for us, what may we lose?

\_\_\_\_\_

5. What do we neglect sometimes when we have been blessed by the Lord?

\_\_\_\_\_

6. What are the Israelites complaining about once again in this lesson?

\_\_\_\_\_

7. What did the people do continually during the wilderness wanderings?

\_\_\_\_\_

8. What did Moses make and put on a pole, which was symbolic of Christ's death on the cross?

\_\_\_\_\_

9. What did the Israelites look to in order to save their physical lives?

\_\_\_\_\_

10. Our walk of faith in God begins when? \_\_\_\_\_

\_\_\_\_\_

---



---

## Day 2

---

### *Bible Reading & Questions*

---

Read Numbers 21 and match the questions on the left to the answers from the list at the right. Write the correct letter in each blank in front of each question.

- |           |  |                    |
|-----------|--|--------------------|
| _____ 1.  | Where did the people say Moses had brought them to die? (Numbers 21:5)                           | a. Moses           |
| _____ 2.  | What did the people loathe? (Numbers 21:5)   | b. Sihon           |
| _____ 3.  | What did God send among the people? (Numbers 21:6)   | c. Og              |
| _____ 4.  | What happened to the people after they were bitten? (Numbers 21:6)                               | d. fiery serpents  |
| _____ 5.  | Who prayed for the people? (Numbers 21:7)  | e. the wilderness  |
| _____ 6.  | Upon what did Moses set the fiery serpent? (Numbers 21:8)  | f. bronze          |
| _____ 7.  | Of what did Moses make a serpent? (Numbers 21:9)   | g. worthless bread |
| _____ 8.  | Of whom did Moses ask permission for the Israelites to pass through the land? (Numbers 21:21–22) | h. They died.      |
| _____ 9.  | What was the city of the king of the Amorites? (Numbers 21:26)                                   | i. a pole          |
| _____ 10. | Who was the king of Bashan? (Numbers 21:33)  | j. Heshbon         |

---



---

## Day 3

---

### *Activity*

---

On a separate sheet of paper, draw a line down the middle of the sheet. On the top left side, write Numbers 21; on the top right side, write John 3:14–15. Then draw a line across the page under these passages. After reading both passages, list things that are similar in both. For example, at the top of the left column, write “Israelites” because this Old Testament story tells us what happened to the Israelites. On the top of the right column, write “Jews and Gentiles” because Jesus was declaring to all people that they need to look to Him, the crucified One, for their salvation.

## *Thought Questions*

---

1. How do you demonstrate your faith in the Lord Jesus?

---

---

---

---

---

---

---

2. What are some areas in your life about which you grumble and complain?

---

---

---

---

---

---

---

---

---

## Day 4

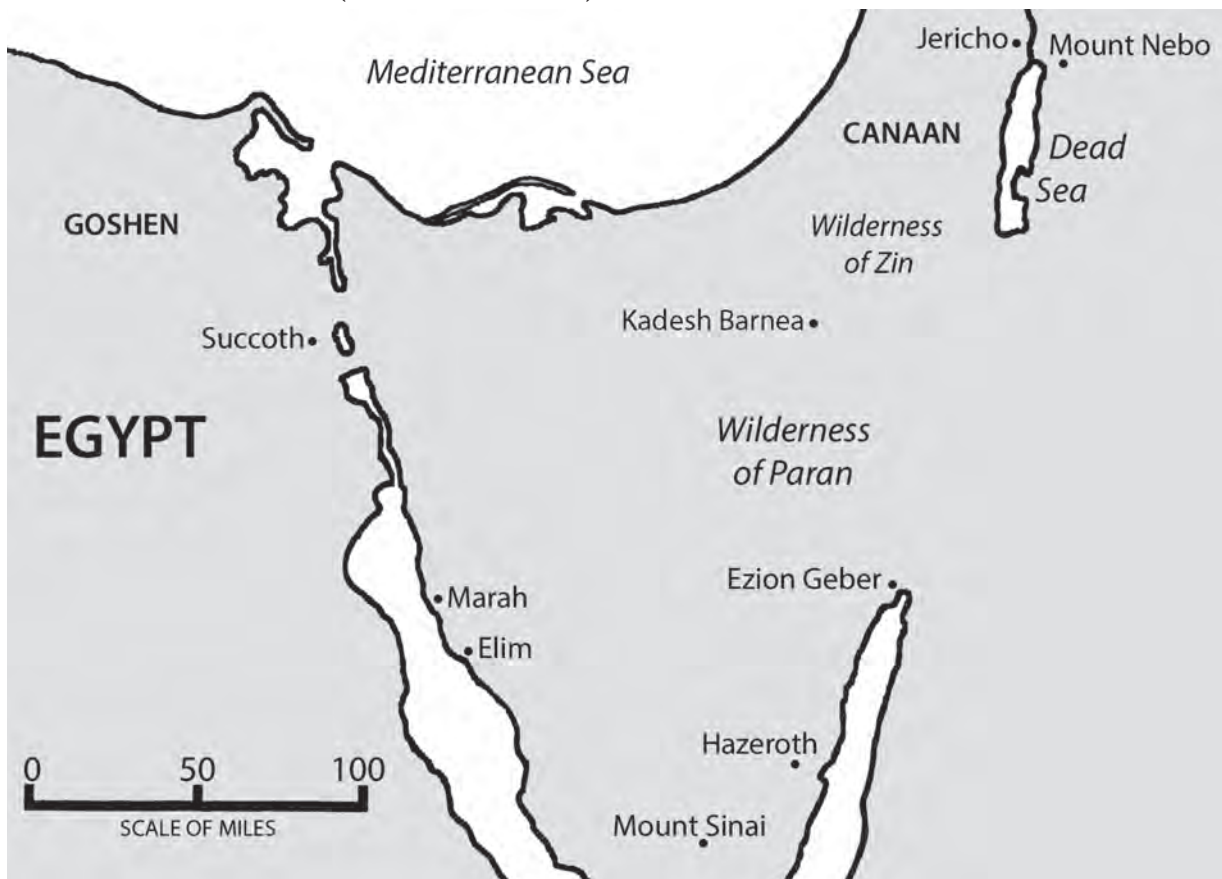
---

### Map Study 2

---

Use the map below to complete this study.

1. Put an "A" next to the location where the Israelites lived in Egypt. (Genesis 47:4)
2. Put a "B" next to the location where the water was bitter. (Exodus 15:23)
3. Put a "C" next to the place that had twelve wells and seventy palm trees. (Exodus 15:27)
4. Put a "D" next to the location where Moses went to talk with God. (Exodus 19:20)
5. Put an "E" next to the location where Moses sent twelve spies. (Numbers 13:3, 26)



---

---

## Day 5

---

Spend some time reviewing what you have learned this week, and then take Quiz 21.

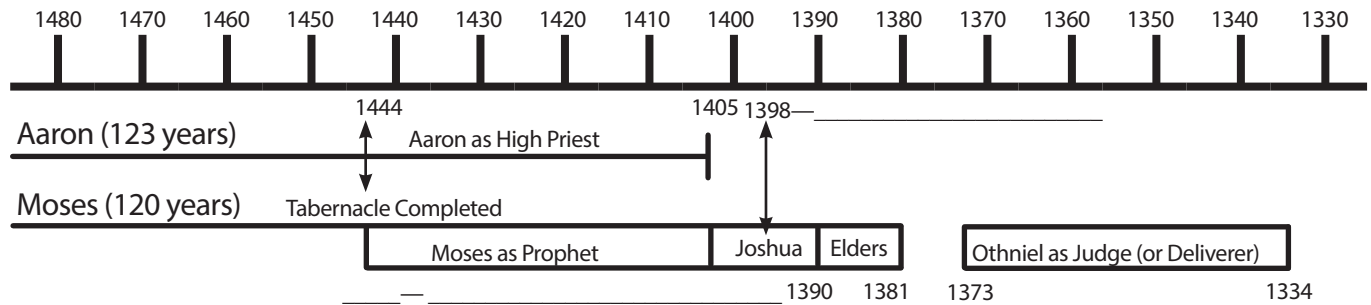


---

---

# Balaam and Balak

**YOU ARE HERE.**



---

## Week 22

**Lesson Goal:** To understand that God will protect His people from evil and wickedness

**Background Text:** Numbers 22:1–23:12

**Memory Verse:** For we do not wrestle against flesh and blood, but against principalities, against powers, against the rulers of the darkness of this age, against spiritual hosts of wickedness in the heavenly places. (Ephesians 6:12)

---

---


## Day 1

---

### Lesson 22

Have you ever read the book *Charlotte's Web*? It is a story about a talking spider, Charlotte, who helps her good friend, Wilbur the pig. If you have never read this book, ask your parents to consider purchasing it for your library. It is an excellent story about friendship and sacrifice. In reality, we know that spiders, pigs, or any other kind of animal cannot talk intelligently; but one time God miraculously caused a donkey to talk! In this lesson, we will study about this talking donkey and his master Balaam.

Balaam was riding on his donkey, planning to do something that was wrong, so God sent His angel to stop him. The only problem was that Balaam could not see the angel, though the donkey could. Finally, after Balaam had beaten his donkey several times in order to make her go, God opened the mouth of the donkey so she could speak to Balaam.



Balaam was a wicked man who attempted to curse the children of Israel. Further evidence of this is found in Numbers 25:1–9 and 31:16, when Balaam counseled Moab to entice Israel into Baal worship and sexual immorality. Jude 11 and 2 Peter 2:15 describe Balaam as an unrighteous individual who was interested only in his own financial gain.

As believers, we need to be aware that there will be unrighteous people who will try to tempt and destroy us. In response, we must remain committed to God's Word and understand that God will protect us. Our memory verse reminds us that we do not fight against flesh and blood. We wage a spiritual war. By equipping ourselves with the full armor of God, we will have the protection and strength necessary to fight and defeat the unrighteous.

## ***Lesson 22 Questions***

---

Circle the correct answers.

1. For we do not wrestle against \_\_\_\_\_, but against principalities, against powers, against the rulers of the darkness of this age, against spiritual hosts of wickedness in the heavenly places. (Ephesians 6:12)
  - a. life and death
  - b. flesh and blood
  - c. good and evil
  - d. pain and suffering
2. What is the name of the book about a talking spider?
  - a. *Charlotte's Web*
  - b. *Wilbur the Pig*
  - c. *The Jungle Book*
  - d. *The Cat in the Hat*
3. Who was riding on his donkey in the lesson for today?
  - a. Moab
  - b. Sihon
  - c. Balaam
  - d. Balak
4. What did God send in order to stop the man on the donkey?
  - a. another donkey
  - b. a talking horse
  - c. a soldier
  - d. an angel
5. After the man had beaten the donkey several times, God allowed who to speak to the man?
  - a. an angel
  - b. the donkey
  - c. a rock
  - d. Balaam

6. What did Balaam attempt to do to the children of Israel?
  - a. curse them
  - b. bribe them
  - c. help them
  - d. kill them
7. Whom did Balaam counsel to entice Israel into Baal worship?
  - a. Israel
  - b. Edom
  - c. Moab
  - d. Egypt
8. Balaam was only interested in what?
  - a. helping out others
  - b. worshipping God
  - c. making friends
  - d. financial gain
9. When unrighteous people try to tempt and destroy us, to what must we remain committed?
  - a. God's Word
  - b. our friends
  - c. trying harder
  - d. learning to fight
10. What kind of war do we wage?
  - a. a physical war
  - b. an emotional war
  - c. a mental war
  - d. a spiritual war

---



---

## Day 2

---

### *Bible Reading & Questions*

---

Read Numbers 22:1–23:12 and fill in the blanks.

1. And Moab was exceedingly \_\_\_\_\_ of the people because they were \_\_\_\_\_. (Numbers 22:3)
2. Balak said, “Look, a people has come out of \_\_\_\_\_, and they cover the face of the \_\_\_\_\_.” (Numbers 22:11)
3. God said to Balaam, “You shall not \_\_\_\_\_ with them; you shall not \_\_\_\_\_ the people, for they are \_\_\_\_\_.” (Numbers 22:12)
4. The \_\_\_\_\_ of the \_\_\_\_\_ took His stand in the way as an \_\_\_\_\_ against him. (Numbers 22:22)

5. The donkey saw the Angel of the LORD standing in the \_\_\_\_\_ with His drawn \_\_\_\_\_ in His hand.  
(Numbers 22:23)
6. The donkey said to Balaam, "What have I done to you, that you have \_\_\_\_\_ me these \_\_\_\_\_ times?" (Numbers 22:28)
7. Balaam said to the donkey, "Because you have \_\_\_\_\_ me. I wish there were a \_\_\_\_\_ in my \_\_\_\_\_, for now I would \_\_\_\_\_ you!" (Numbers 22:29)
8. Balaam said to Balak, "The \_\_\_\_\_ that \_\_\_\_\_ puts in my \_\_\_\_\_, that I must \_\_\_\_\_." (Numbers 22:38)
9. The Lord put a \_\_\_\_\_ in Balaam's \_\_\_\_\_. (Numbers 23:5)
10. Balak said to Balaam, "I took you to \_\_\_\_\_ my enemies, and look, you have \_\_\_\_\_ them bountifully!" (Numbers 23:11)

# Day 3

## Activity

Complete the crossword based on Ephesians 6:12.

For we do not 2-D against 6-A and 9-D, but against 4-D, against 1-A, against the 7-A of the 8-D of this age, against 5-A hosts of 10-A in the 3-D places.

Salvation

Righteousness

Faith

Truth

Spirit

The Gospel of Peace

1

2

3

4

5

6

7

8

9

10

Ephesians 6:10–20

## *Thought Questions*

---

1. How has the full armor of God helped to strengthen your spiritual life? (Ephesians 6:13–18)

---



---



---



---



---

2. How has God protected you in the past from individuals who may have hurt you?

---



---



---



---



---



---



---

## **Day 4**

---

### *Review Questions*

---

Answer the following questions.

1. How much is an omer? (Lesson 16) \_\_\_\_\_
2. About how many Israelite people came out of Egypt with Moses? (Lesson 16)  
\_\_\_\_\_
3. What are the four main areas covered in Table One of the Ten Commandments? (Lesson 17)  
\_\_\_\_\_  
\_\_\_\_\_

4. What does the word *anarchy* mean? (Lesson 17) \_\_\_\_\_

\_\_\_\_\_

\_\_\_\_\_

5. What was the purpose of the tabernacle? (Lesson 18)

\_\_\_\_\_

\_\_\_\_\_

\_\_\_\_\_

6. What were the three items in the holy place, and what were their purposes? (Lesson 18)

\_\_\_\_\_

\_\_\_\_\_

\_\_\_\_\_

\_\_\_\_\_

7. When we trust and believe in Jesus Christ, He will give us the power to do what? (Lesson 19)

\_\_\_\_\_

8. When was the book of Exodus written? (Exodus Background)

\_\_\_\_\_

\_\_\_\_\_

\_\_\_\_\_

9. From what mountain did Moses and the Israelites receive God's Law? (Map Study 2)

\_\_\_\_\_

10. On the timeline at the beginning of the chapter, fill in the blank spaces with the correct information. (Lesson 22)

---



---

## Day 5

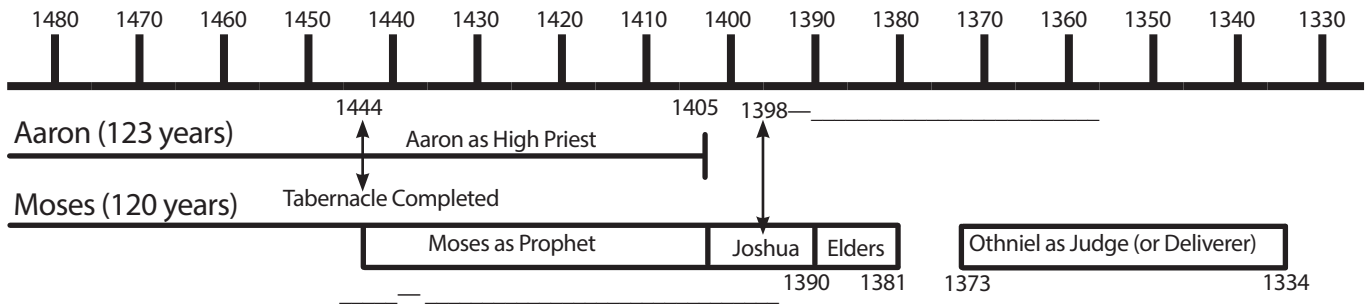
Spend some time reviewing what you have learned this week, and then take Quiz 22.

---

---

# The Judgment of the Wicked

YOU ARE HERE.



---

## Week 23

**Lesson Goal:** To understand that God righteously punishes sin and wickedness

**Background Text:** Numbers 31:1–24

**Memory Verse:** For the wrath of God is revealed from heaven against all ungodliness and unrighteousness of men, who suppress the truth in unrighteousness. (Romans 1:18)

---

---

## Day 1

---

### Lesson 23

To the unbeliever, it may appear that God’s judgment of sin and of the pagan nations was too strong, even severe. Numbers 16:49 shows that 14,700 people died as a result of complaining against Moses and Aaron. Numbers 21:35 says that all the people of King Og’s domain, including the women and children, were slain by the Israelites. In the passage for this lesson, Numbers 31:17–18 describes how the children of Israel were to kill all the Midianite people except the young girls. Why did God take such extreme measures against sin? God is loving and kind to those who follow Him; but He is also just and hates all form of sin and corruption.

One way that God judged immorality and wickedness was through the children of Israel. History tells us that some of the people in and around Canaan would offer infant sacrifices in the worship of their pagan gods. Some of the nations had a practice called “foundation sacrifices.” When a home was being built, a child from the family would be sacrificed and killed, with its lifeless body placed into the foundation of the new home. This was intended to bring “good luck” to the rest of the family. Because of



these practices, which broke God's moral law, they deserved to be punished. God used the Israelites as His instrument to inflict His righteous judgment (Deuteronomy 9:5).

It is no secret that the morals and values of the people in our society today have been declining. Because God is holy and is a good Judge, He will not sit by idly and simply let people continue on in their disobedience. This country, along with the rest of the world, is being punished by God because we have failed to obey Him. People are receiving the consequences of their sin. Only when the churches begin to preach God's moral laws, and the people begin to obey them, will God stop His punishment of this sin. God has given us laws and direction because He loves us and understands that sinful people will destroy themselves without a righteous standard to follow.

In our own lives, we may have never killed someone or robbed a bank, but we have sinned in other ways that are displeasing to God. It is necessary for us to realize that God hates sin. So how does God deal with our sin? He sent His one and only Son to die on the cross for our sins. "For by grace you have been saved through faith, and that not of yourselves; it is the gift of God, not of works, lest anyone should boast. For we are His workmanship, created in Christ Jesus for good works, which God prepared beforehand that we should walk in them" (Ephesians 2:8–10). When Matthew 5:16 tells us to be the light of the world, it means we are to be shining examples of God's righteousness. Our prayer should be for pure and holy lives, so that we might be good examples of righteousness and bring glory to God.

## *Lesson 23 Questions*

---

Fill in the blanks.

1. For the \_\_\_\_\_ of God is revealed from heaven against all \_\_\_\_\_ and unrighteousness of men, who suppress the \_\_\_\_\_ in unrighteousness. (Romans 1:\_\_\_\_)
2. Numbers 16:49 shows that 14,700 people died as a result of complaining against \_\_\_\_\_ and \_\_\_\_\_.
3. All the people of King \_\_\_\_\_'s domain, including the women and children, were slain by the Israelites.

4. God is \_\_\_\_\_ and \_\_\_\_\_ to those who follow Him.
5. He is also just, and hates all form of \_\_\_\_ and \_\_\_\_\_.
6. One way that God judged immorality and wickedness was through the \_\_\_\_\_ of \_\_\_\_\_.
7. Some of the nations had a practice called \_\_\_\_\_ sacrifices.
8. This country, along with the rest of the world, is being punished by God because we have failed to \_\_\_\_\_ Him.
9. We are to be shining examples of God's \_\_\_\_\_.
10. Our prayer should be for \_\_\_\_\_ and \_\_\_\_\_ lives.

---



---

## Day 2

---

### *Bible Reading & Questions*

---

Read Numbers 31:1–24 and answer the following questions.

1. Against whom were the Israelites to wage war? (Numbers 31:3)

\_\_\_\_\_

2. How many people from each tribe were to be sent into war? (Numbers 31:4)

\_\_\_\_\_

3. What did Phinehas bring with him into war? (Numbers 31:6)

\_\_\_\_\_

\_\_\_\_\_

4. Whom did the Israelites take captive? (Numbers 31:9) \_\_\_\_\_

\_\_\_\_\_

\_\_\_\_\_

5. Why was Moses angry with the officers of the army?  
(Numbers 31:14–15)

---



---

6. What was among the congregation of the Lord? (Numbers 31:16)

---

7. Whom did Moses say the Israelites were to keep alive?  
(Numbers 31:18)

---

8. Who was to stay outside the camp? (Numbers 31:19)

---



---



---

9. How long were the people to stay outside the camp?  
(Numbers 31:19)

---

10. What were the people to wash on the seventh day?  
(Numbers 31:24)

---

## Day 3

### Activity

Complete the puzzle and find the hidden phrase.

1. The Lord told Moses, "Take \_\_\_\_\_ on the Midianites for the children of Israel." (Numbers 31:2)
2. How many from each tribe was sent to the war? (Numbers 31:4)
3. They were recruited from the \_\_\_\_\_ of Israel. (Numbers 31:5)
4. Who was the son of Eleazar the priest? (Numbers 31:6)
5. "And they \_\_\_\_\_ against the Midianites, just as the LORD commanded Moses." (Numbers 31:7)
6. Balaam was the son of whom? (Numbers 31:8)
7. "The children of Israel took the women of \_\_\_\_\_ captive, with their little ones." (Numbers 31:9)
8. Moses was angry with the officers of the army and with the \_\_\_\_\_ over thousands and hundreds. (Numbers 31:14)
9. Eleazar the priest said to the men of war, "You shall \_\_\_\_\_ your clothes on the seventh day and be clean, and afterward you may come into the camp." (Numbers 31:24)

Write the hidden phrase: \_\_\_\_\_

## Thought Questions

---

1. What areas in your life do you think God would want someone else to follow? Explain your answer.

---



---



---



---



---

2. Why do you think God is glorified when other people see your good works?

---



---



---



---



---



---

Copyright © 2023 Christian Liberty Press

---



---

## Day 4

---

### *The Character of God*

---

There are aspects of God’s character that we may have a more difficult time understanding and accepting. However, God is a real Person and is very complex. While God is loving, He is also holy and just and righteous. Only God could perfectly encompass all of these characteristics in complete harmony. Read the following passages and circle which aspect of God’s character the passage best illustrates.

1. Genesis 3:14–19
  - a. God’s forgiveness
  - b. God’s love
  - c. God’s justice
  - d. God’s creativity

2. Genesis 3:21
  - a. God's wrath
  - b. God's compassion
  - c. God's wisdom
  - d. God's holiness
3. Genesis 6:5–8
  - a. God's wrath
  - b. God's love
  - c. God's mercy
  - d. God's faithfulness
4. Genesis 12:1–3
  - a. God's wisdom
  - b. God's wrath
  - c. God's kindness
  - d. God's creativity
5. Genesis 15:1–6
  - a. God's faithfulness
  - b. God's wrath
  - c. God's power
  - d. God's holiness
6. Exodus 12:29–32
  - a. God's love
  - b. God's compassion
  - c. God's wrath
  - d. God's wisdom
7. Exodus 20:18–21
  - a. God's knowledge
  - b. God's mercy
  - c. God's love
  - d. God's power
8. Exodus 24:9–11
  - a. God's kindness
  - b. God's power
  - c. God's wisdom
  - d. God's wrath
9. Exodus 32:7–10
  - a. God's wrath
  - b. God's love
  - c. God's kindness
  - d. God's wisdom
10. Exodus 34:6–7
  - a. God's love
  - b. God's mercy
  - c. God's justice
  - d. all of the above

---

---

## Day 5

---

Spend some time reviewing what you have learned this week, and then take Quiz 23.