


Studying God's Word Series

God's Plan for His People

Lessons from the Old and New Testaments



A N S W E R K E Y

Copyright © 2024 Christian Liberty Press

Christian Liberty Press

Arlington Heights, Illinois

19731 2/24

Copyright © 2024 by Christian Liberty Press

All rights reserved. No part of this answer key may be reproduced or transmitted in any form or by any means, electronic or mechanical, without written permission from the publisher.

Copyright © 2024 Christian Liberty Press

A publication of

Christian Liberty Press

502 West Euclid Avenue

Arlington Heights, Illinois 60004

www.christianlibertypress.com

Author: Edward J. Shewan

Layout and editing: Edward J. Shewan

Copyediting: Diane C. Olson

Cover image: David Miles

ISBN 978-1-629821-98-6 (print)

Printed in the United States of America

Contents

	<i>Introduction</i>	v
Week 1	<i>Creation, Corruption, and Christ</i>	1
Week 2	<i>Catastrophe and Confusion</i>	1
Week 3	<i>Covenant and Circumcision</i>	2
Week 4	<i>Commandments</i>	3
Week 5	<i>Crown and Captivity</i>	3
Week 6	<i>John the Baptist</i>	4
Week 7	<i>The Birth of Our Savior</i>	5
Week 8	<i>Wise Men Still Seek Him</i>	5
Week 9	<i>Doing Our Father’s Business</i>	6
Week 10	<i>Christ’s Baptism</i>	7
Week 11	<i>Christ’s Temptation</i>	7
Week 12	<i>Born Again</i>	8
Week 13	<i>Spiritual Thirst</i>	9
Week 14	<i>Healing by the Pool</i>	9
Week 15	<i>Fishers of Men</i>	10
Week 16	<i>Please Move—You Are in My Way</i>	10
Week 17	<i>Fantastic Faith</i>	11
Week 18	<i>Peace Be Still</i>	12
Week 19	<i>Attitude Check</i>	12
Week 20	<i>5,000 Hungry Mouths</i>	13
Week 21	<i>Standing on Faith</i>	14
Week 22	<i>The Glory of Christ</i>	15
Week 23	<i>Who Is the Greatest?</i>	15
Week 24	<i>Forgiveness</i>	16
Week 25	<i>The Good Shepherd</i>	16
Week 26	<i>The Good Samaritan</i>	17
Week 27	<i>Heavenly Treasure Chest</i>	18
Week 28	<i>The Prodigal Son</i>	18
Week 29	<i>Eternal Life</i>	19
Week 30	<i>Grateful Living</i>	20
Week 31	<i>Outward Appearances</i>	21
Week 32	<i>Triumphal Entry</i>	21
Week 33	<i>Peter’s Denial</i>	22
Week 34	<i>The Ultimate Sacrifice</i>	23
Week 35	<i>Christ’s Death and Resurrection</i>	23
Week 36	<i>Christ’s Ascension</i>	24

Introduction

The *Studying God's Word Series* is designed to have the student encounter the biblical text firsthand. Many students grow up hearing Bible stories in Sunday school or from their parents or from homeschooling curricula. The work that these people and programs do for children is valuable for their growth and maturity. The goal of this curriculum is to go beyond the stories of the Bible and to have students read the Bible itself. *God's Plan for His people* will take the student through many stories of the Old and New Testaments. The following courses in this series will take the student chronologically through most of the Bible.

The New King James Version (NKJV) is the translation used for this course. We chose this version because the King James Version of the Bible is the most widely used English translation, and the New King James Version of the Bible is a little easier for students to read. While it is possible to complete this curriculum using other translations of the Bible, the questions in the workbook use the language and phrases of the NKJV. As a result, it may be difficult at times to find the answers to these questions without using the NKJV.

Each week in this course includes the following elements:

- ❑ Day 1 has a lesson for students to read, followed by questions about the lesson.
- ❑ Day 2 has students read the Bible passage for the week, followed by questions over the Bible reading.
- ❑ Day 3 is designed for students to complete an activity (such as a word search puzzle, a crossword puzzle, a scrambled words puzzle, a Bible verse to be decoded, a maze, or some other activity, depending on the week), and to answer two or three thought questions.
- ❑ Day 4 includes an exercise (such as reading a Bible passage and answering questions, answering review questions on previous lessons, doing a map study, or completing some other exercise, depending on the week).
- ❑ Day 5 is set aside for students to review the week's material and take a ten-question quiz. Many of the questions on the quizzes are designed to bring out some of the important points in the biblical text.

This answer key is provided to help parents and teachers with the general instruction of the book. It should never be used for copying answers directly, but rather as a tool to check the student's responses. It is strongly recommended that this answer key be kept in a separate place, away from the study book. During a typical school year, classes should be scheduled to complete one lesson for each week of study. There are thirty-six lessons in this course; therefore, the course should be finished in thirty-six weeks.

Why Is Bible Instruction Necessary?

Teaching children about the Bible is unlike any other course of study. History, science, and math all fall short in comparison to the Bible and the truths it contains. Teaching Scripture is much more than presenting facts and figures and telling stories. The things a child learns concerning the Bible are important for guiding him through the power of the Holy Spirit in the decisions he makes during the rest of his life. The key to teaching Scripture is to help the child make applications to his life.

There is nothing quite so distressing as seeing a person who knows a lot about the Bible, but who has failed to make it relevant in his life. The student may know the facts and lessons of the Bible, and have them stored away in his brain, but not have allowed the principles and applications to filter down and make a change in his or her heart.

Churches, Bible schools, and seminaries do a good job presenting the details of God's Word, but they often fail to help the student grow spiritually from what he has learned. This is where the important responsibility of being both a parent and a teacher lies. There is a balance between head knowledge and heart understanding surrounding God's Word. Head knowledge by itself has no redeeming spiritual value. Heart understanding without the proper knowledge concerning Scripture ends up being misguided and/or improperly focused. Without the proper biblical knowledge, a person has the tendency to become overly emotional and weak in his faith. James 1:6 paints a graphic picture of a person who doubts the truth of God's Word. He is likened to the surf of the sea, driven and tossed by the wind. This instability is due to the lack of wisdom from God's Word to guide and direct his thoughts and actions. As a teacher, you need to present the facts and truths about the Bible as a strong foundation. As a parent, you must help your children make the proper applications to their lives in order to grow and develop spiritually and to build upon this foundation.

Who is the person that is ultimately responsible for the spiritual instruction of his children? The Bible clearly teaches that this should be the father (Ephesians 5:23, 6:4). Since the father is the head of the family, he is the person who should teach and direct his children's spiritual lives. Most home schools are structured in a way that has Mom busy around the house, teaching the children in the morning and afternoon, while Dad is away at work. This is fine, as long as Dad takes an active role in the biblical education of his children when he is with them. Regardless of how you have divided the tasks of educating your family, the father has the responsibility of teaching the Bible to his children. Naturally, not all situations will lend themselves to this application, but as much as is humanly possible, you should make arrangements to have Dad teach this and all Bible courses to his family.

As fathers, we often forget (or at least neglect) the important role that we play in the development of the lives of our children. Do our sons and daughters learn more about our character by watching our actions and reactions during a football game, or when we are holding them and telling them about the wonderful life of Moses? Hopefully, in both cases, our children see an example of godliness after which they can pattern their own lives. Our children are not expecting perfection when they see our character. Rather, they desire to see how we get along in the real world, and how we come up with answers to life's difficult challenges.

We cannot expect our children to learn these things if all we do is spend ten minutes with them at the supper table before spending hours on electronic media. As fathers, we need to make the sacrifice in our time schedule to teach them from God's Word. I often think about the relationship I had with my dad. Many of the good memories I have came when the two of us were alone spending time together. Whether we were fishing, driving someplace in the car, or simply working around the house, he made me feel like more than just a little child. He made me feel like I was his best friend. When the day was through and it was time to go to bed, Dad was there to tuck me in and kiss me good night. My only wish was that tomorrow could be just like today. Still, somehow I knew it would not, but in a way it did not really matter because the memories of the day would last forever. Now these should be the types of memories that we want to leave with our own children. We will, if we spend time with them to teach them God's Word and let them get to know us as a person.

The responsibility to teach our children is a great one and should not be taken lightly. No matter what the subject is or who the teacher may be, the role of teaching demands discipline and perseverance. James 3:1 admonishes us not to become teachers because we will receive a stricter judgment from God. We are not to seek after the position of being a teacher unless we are called directly by the Lord to that endeavor. God, by virtue of the fact that He has blessed us with children, has called us to teach them. He has given us the grace to instruct them in the paths of righteousness. As parents, we are teachers, whether we like it or not. Therefore, we must be willing to accept the fact that God has given us our children to raise and nurture.

Our responsibility, then, is to shape and mold the moral character and spiritual lives of our children. This is an endeavor that cannot be emphasized enough. Before teaching each lesson, be sure to prepare both your heart and mind in accordance with God's Word. Read the background text and go over each story being taught so you can understand what is happening. Then think of applications that you can make from your life in order to share them with your children as part of the thought questions and spiritual instruction of the lesson. If you think you are confident enough, you may also want to do some background research in a certain topic by consulting a Bible diction-

ary, handbook, commentary, or encyclopedia. This way, you can add important details and experiences from your life to make the lesson more meaningful to your children.

Teaching your children the Bible and raising them in goodness and truth brings with it tremendous blessings. There is nothing more satisfying or fulfilling than to see your children demonstrating the fruit of the Spirit (Galatians 5:22–23). “The father of the righteous will greatly rejoice, and he who begets a wise child will delight in him” (Proverbs 23:24). “Behold, children are a heritage from the LORD, the fruit of the womb is a reward. Like arrows in the hand of a warrior, so are the children of one’s youth” (Psalm 127:3–4). Children are one of the greatest blessings that God can give to a husband and wife. Spend time each day teaching your children the important principles of God’s Word.

Methods of Instruction

The *Studying God’s Word* series presents several different methods of instruction to communicate the message of God’s Word to your student. Listed below are some hints and suggestions to help you teach and present this book more effectively.

I. Memorization

We strongly encourage your student to memorize the memory verse for each week, in order that he might know as much Scripture as possible. The command to memorize God’s Word is evident throughout the Bible; Psalm 119:11 and Joshua 1:8 are just a couple of examples. We believe that it is the responsibility of the parents to ensure that their student is memorizing God’s Word. Oftentimes, families have outside church and Bible related activities that require Bible memorization. This additional memory work could become burdensome and unnecessary, so you may decide how much your student should learn.

You may ask, “How many verses should my student memorize?” A good rule of thumb to use is one verse each week. This does not merely apply to children. Every Christian should be in the habit of putting to heart at least one new verse every week of his life. It is also a good idea to memorize large passages of Scripture, rather than single verses. This helps to achieve the proper understanding and interpretation of the complete text. For example, using the one-verse-a-week pattern, anyone could memorize the entire book of Philippians within two years.

To assist a child in memorization, several methods may be employed. First, the student should read the verse several times to get the feel for the language and flow of words. Then you should write the words of the verse on a chalkboard and erase a few words at a time as the student repeats the verse over and over. The words can also be sung and learned as the lyrics of a favorite old hymn or song. Simply replace the correct words with those of the memory verse and begin singing.

In case your student has a tendency to forget, the three “R’s” to memorization are *repeat*, *remind*, and *rehearse*. Repeat the verse several times in order to learn it. Remind the student of the meaning and significance of the verse. This will encourage the proper application of the verse to his life. Then rehearse the verse a couple of times a day for several weeks.

II. Background Text

This is the main body of Scripture that the lesson accompanies. The student should read this out loud or take turns reading with the instructor or other students. Reading aloud is important for the student’s reading skills and ability to communicate. It also helps the student to pay attention to the text and understand the meaning of the passage.

Another aid to reading the Bible is to have the student change the tone of his voice and imitate the voices of the characters as he reads. For example, while reading about the experiences of the Hebrews in captivity, the student can use different voices for Moses, Aaron, Pharaoh, God, and other characters. If more than one student is involved, each could take the voice and actions of a character and “play out” the events of the lesson.

III. Questions

The objective of the lesson questions and review questions is for the student to study the Bible and review what he has learned. Please encourage your student to go back in the book and look up the answers he does not remember.

IV. Thought Questions

The thought questions are designed to give the reader the opportunity to apply the principles of the lesson to his life. This is a very important part of this book and should not be overlooked by either the student or the teacher. We have already established the necessity of applying God's Word to our lives. The thought questions should be answered honestly and with openness to the Holy Spirit's leading to help make this application.

The thought questions are intended to be difficult and challenging. There may be times when they will not directly apply to your student, or you may find some questions not appropriate. In these instances, your student should fill in the blank space by saying, "Does not apply to me." If the student feels more comfortable, he may answer the thought questions orally instead of writing his responses in the book. The purpose of the thought questions is not to embarrass anyone, but to encourage the reader to think about the truths of God's Word and apply them directly to his life.

V. Weekly Quizzes

The weekly quizzes cover the material presented in the workbook and the weekly Bible passages. Teachers should help their students review before giving the quizzes. The purpose of these quizzes is to help you judge how much your student has learned. If, as a result of your student's taking the quiz, you discover areas of weakness, please review those areas with your student so he can master that section.

VI. Lesson Preparation

As you work through this series with your child, you will not only discover that there is joy in studying God's Word, but that your child will have many difficult questions that this book does not address, and that you are not prepared to answer. As time permits, consult commentaries, Bible dictionaries, Bible encyclopedias, and any other kind of reference material at your disposal. The information gained from these sources will be invaluable to you as you address the difficult questions that arise.

It is the sincere hope of the author and all those at Christian Liberty who were involved in this project that God will use this book as a tool in the spiritual instruction and guidance of your child. May the Lord grant you wisdom and grace as you seek to raise your child in the truths and principles of His Word.

John Benz

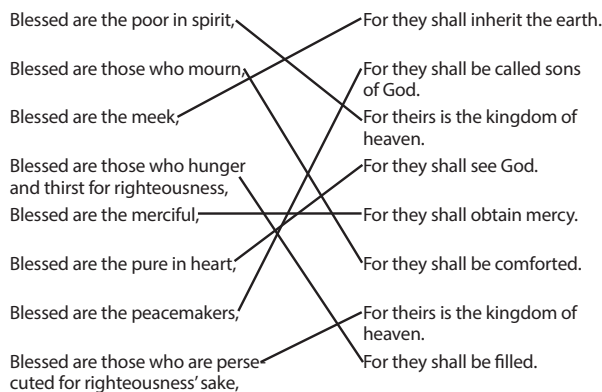
6. whatever is true, noble, just, pure, lovely, of good report, virtuous, and praiseworthy
7. good things
8. by our fruit
9. whitewashed tombs
10. our friends or family

Day 2 Bible Questions

1. He taught them.
2. the meek
3. those who are reviled and persecuted
4. forgive you
5. that you be not judged
6. Ask, and it will be given to you; seek, and you will find; knock, and it will be opened to you.
7. in sheep's clothing
8. by their fruits
9. good fruit; bad fruit
10. cut down and thrown into the fire

Day 3 Activity

Activity (page 115)

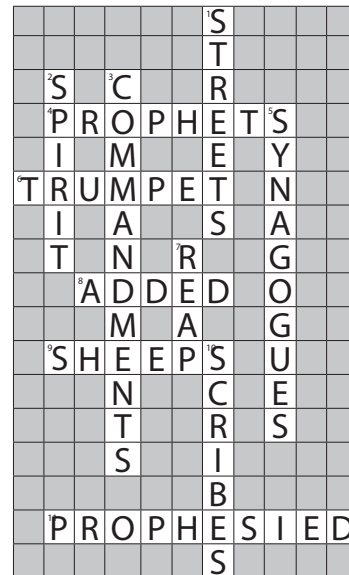


Thought Questions

1. Answers will vary.
2. Answers will vary.

Day 4 Activity

Attitude Check (page 116)



Week 20 5,000 Hungry Mouths

Day 1 Lesson 20

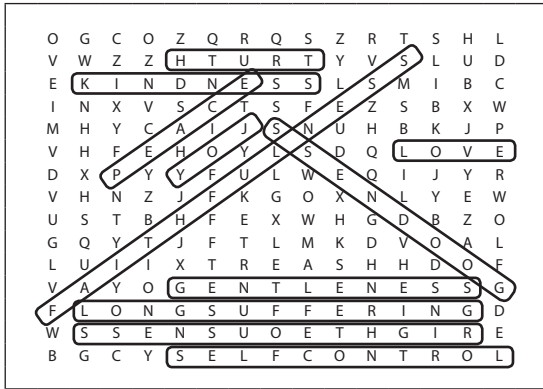
1. will; do; pleasure
2. preaching to and teaching the people and healing the sick
3. to get some rest
4. The people had seen or heard about Jesus and His miracles.
5. these lost sheep (or the people)
6. send the crowd away to find food to eat
7. feed the people
8. five loaves of bread and two fish
9. blessed it and multiplied it
10. Answers will vary. This question is optional. about 20,000 people (5,000 men, and about as many women, plus children—two per family)

Day 2 Bible Questions

1. (c) on foot
2. (h) compassion
3. (f) the sick
4. (d) sheep
5. (b) five
6. (e) twelve
7. (a) Bethsaida
8. (j) two
9. (i) Philip
10. (g) 5,000

Day 3Activity

Activity (page 120)



Thought Questions

1. Answers will vary.
2. Answers will vary.

Day 4Review Questions

1. living water (or a fountain of water springing up into everlasting life) (John 4:10, 14)
2. to do the will of Him who sent Me, and to finish His work (John 4:34)
3. thirty-eight (John 5:5)
4. He wanted them to go out and bring people into His Kingdom.
5. Jesus Christ (John 1:17)
6. They carried their friend to Jesus for Him to heal him.
7. the centurion
8. peace with God through our Lord Jesus Christ (Romans 5:1)
9. "The Beatitudes"
10. five loaves of bread and two fish

Week 21Standing on Faith

Day 1Lesson 21

1. leave; forsake
2. the Sea of Galilee
3. a great wind was blowing
4. to come out of the boat and walk to Him on the water
5. did not sink
6. He became frightened and began to sink.
7. No, Jesus did not stop helping Peter, but Peter stopped trusting Jesus.
8. Answers will vary. Parents get a divorce, a close friend suddenly dies, a bully keeps on annoying them, or maybe they end up becoming very sick.

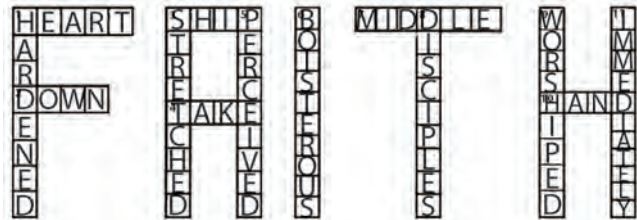
9. We need to trust in the Lord and ask for His help. (Psalm 56:3)
10. God is our refuge and strength, a very present help in trouble.

Day 2Bible Questions

1. (a) get into the boat
2. (c) pray
3. (d) Peter
4. (c) Lord, save me!
5. (a) Jesus was a ghost.
6. (d) He talked with them.
7. (b) Their hearts were hardened.
8. (c) The people wanted to force Him to become king.
9. (a) Capernaum
10. (d) both a and b

Day 3Activity

Activity (page 127)



Thought Questions

1. Answers will vary.
2. Answers will vary.

Day 4Map Study 2



Week 22 The Glory of Christ

Day 1 Lesson 22

1. Son; pleased
2. the glory of the Lord Jesus Christ
3. Mount Tabor
4. Jesus is the Christ, the Son of the living God.
5. His face shone like the sun, and His clothes became as white as the light.
6. Jesus is both man and God.
7. Even though Christ was God, He became a man.
8. suffered and died for our sins
9. This is My beloved Son, in whom I am well pleased. Hear Him!
10. We are to obey everything He has taught us in the Bible.

Day 2 Bible Questions

1. Peter; James; John
2. faces; afraid; eyes
3. vision; Son; risen
4. clothes; white; snow; earth
5. tabernacles; Moses; Elijah
6. overshadowed; voice; cloud
7. questioning; dead
8. restores; suffer
9. appeared; decease; Jerusalem
10. sleep; awake; glory

Day 3 Activity

Activity (page 134)

The student should draw pictures to represent the underlined words.

Your word is a lamp to my feet and a light to my path. Psalm 119:105

Thought Questions

1. Answers will vary.
2. Answers will vary.

Day 4 Bible Questions

- | | |
|------|-------|
| 1. T | 6. T |
| 2. F | 7. T |
| 3. T | 8. F |
| 4. F | 9. T |
| 5. T | 10. T |

Week 23 Who Is the Greatest?

Day 1 Lesson 23

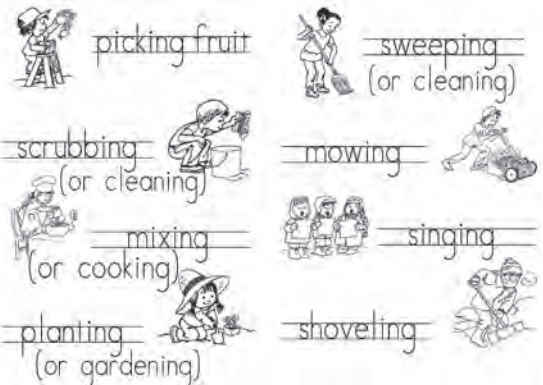
1. humbles; greatest
2. being the best
3. that we love and trust Him with all our being
4. an earthly, temporal one (*when David's kingdom would be reestablished*)
5. which of them would be the greatest
6. He said the greatest is the one who humbles himself as a little child.
7. humble yourself as a little child
8. Whoever receives one little child like this in Christ's name receives Christ.
9. fame, riches, and power
10. humbly depend on Jesus as Savior and become a joyful servant

Day 2 Bible Questions

- | | |
|------|-------|
| 1. F | 6. T |
| 2. T | 7. T |
| 3. F | 8. T |
| 4. T | 9. F |
| 5. F | 10. F |

Day 3 Activity

Activity (page 139)



Thought Questions

1. Answers will vary.
2. Answers will vary.

Day 4 Bible Questions

1. in lowliness of mind let each esteem others better than himself
2. He humbled Himself and became obedient to the point of death, even the death of the cross.
3. humility and the fear of the LORD
4. by washing their feet

5. He fell on his face and prostrated himself.
6. as servants
7. humility
8. grace
9. so that God may exalt us in due time
10. to test them

Week 24 Forgiveness

Day 1 Lesson 24

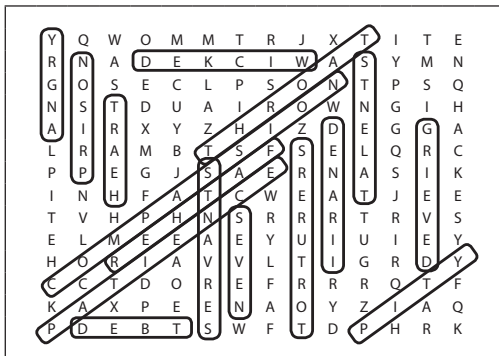
1. confess; faithful; cleanse; unrighteousness
2. the lesson on forgiveness
3. those who hurt us
4. forgive that person from our heart and do what we can to help him
5. if we confess our sins and admit to Him the wrong things we have done
6. that we should admit our sin or rebellion to God and ask Him to forgive us
7. forgive the people who hurt them
8. the same type of love that Jesus shows us
9. that He will forgive them their debts, as they forgive their debtors
10. those who sin against us; yes, we should forgive them

Day 2 Bible Questions

1. (h) seven
2. (d) seventy times seven
3. (f) ten thousand
4. (a) They should be sold.
5. (g) compassion
6. (b) his debt
7. (i) one hundred
8. (j) prison
9. (e) torturers
10. (c) his trespasses

Day 3 Activity

Activity (page 144)



Thought Questions

1. Answers will vary.
2. Answers will vary.

Day 4 Puzzle

	A	B	C	D	E	F	G	H	I	J
1	I	F	E	B	O	Y	C	O	U	Y
2	M	F	O	E	R	G	I	V	S	E
3	M	H	E	H	N	A	T	H	E	I
4	R	S	I	T	I	N	S	T	Y	O
5	I	U	T	R	T	H	E	A	S	N
6	V	S	E	N	L	Y	G	E	F	A
7	F	T	O	H	E	R	R	W	C	I
8	L	R	L	A	L	S	E	O	F	O
9	R	G	A	I	V	E	Y	O	D	U

Coded message: If you forgive men their sins, your heavenly Father will also forgive you.

Week 25 The Good Shepherd

Day 1 Lesson 25

1. shepherd; life; sheep
2. They may wander away and get lost or hurt or eaten by wild beasts.
3. because, when it comes to spiritual things, human beings usually make foolish decisions
4. the sin and wickedness that is in the world
5. gives His life for His sheep
6. to forgive us our sins and give us eternal life
7. flee from and not listen to them
8. gives His life for the sheep; knows His sheep; cares for and feeds His sheep; restores, leads, and protects His sheep
9. We can trust Him to take care of us.
10. a crown of glory that will not fade

Day 2 Bible Questions

1. door; thief
2. shepherd
3. his own; voice
4. stranger; voice
5. door; saved; pasture
6. life; abundantly
7. good shepherd; life
8. Me; Father
9. loves; down; lay; power
10. demon; mad; blind

Day 3 Bible Questions

1. search for them